




DC403 Scape – Encaustic Umber, Modernist Frame, Encaustic Mineral, Stucco Putty & Tempus Echo Stripping

Frame

Number of sizes available

2

Modern and architectural, Frame is a contemporary take on a familiar flagstone. This balanced mid-scale pattern offers new opportunities for designing big spaces.



Frame


With echoes of Mondrian, Frame is influenced by the trend for blocks and grids in modern architecture and interiors. Use for zoning large open spaces where the floor needs to remain the focus.

Stripping is essential to the pattern's geometry, giving a defining grid effect or a more natural grout-like finish, depending on the product selected.

Create your perfect Frame pattern with Signature product combinations and arrange them using the wireframes below.

SIZE: Small — 304.5 x 457.2 mm module

4 Products Small with stripping
Code: EP403




SIZE: Large — 609.6 x 914.4 mm module


1 Product Large with stripping
Code: EP405



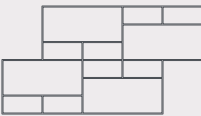
3 Products Large with stripping
Code: EP407



Amtico's Colour Anchor carpet and Signature LVT are combined in this bright modern workspace. The rectangular shapes in Frame perfectly echo the architecture of the individual booths, bringing a coherent design language to the overall scheme.



Achieve this floor



Avenue
DC404



Modernist Vault
AROAMN13



Modernist Spire
AROAMN38



Modernist Lintel
AROAMN31



Modernist Atrium
AROAMN81

+

Modernist Vault
Stripping AROAMN13

Frame Large

Designers' Choice

A collection of predefined, ready to use combinations created by the Amtico Design Team.



Boulevard DC407

Delicate pastel tones contrast with defined lines for a softer take on this contemporary pattern.

Laying Pattern
Frame
3 Products Large with stripping

Product
Tempus Soothe
Tempus Harmony
Tempus Embrace
Tempus Soothe (stripping)

Column DC405

Softly blended tones of grey are given a modern platform with complimentary stripping.

Laying Pattern
Frame
1 Product Large with stripping

Product
Tempus Embrace
Modernist Frame (stripping)




District DC406

The architectural shadows of this product are accentuated when defined with a strong grey framework.

Laying Pattern
Frame
1 Product Large with stripping

Product
Modernist Lintel
Modernist Vault (stripping)



Park DC408

Three shades of concrete work together to produce a graphic modern feel.

Laying Pattern
Frame
3 Products Large with stripping

Product
Modernist Spire
Modernist Lintel
Modernist Vault
Modernist Vault (stripping)



All Designers' Choice patterns can be ordered using the simple DC code.

Avenue DC404

Muted greys and greens give this pattern a statement ceramic feel.

Laying Pattern
Frame
4 Products Small with stripping

Product
Modernist Vault
Modernist Spire
Modernist Lintel
Modernist Atrium
Modernist Vault (stripping)




Scape DC403

Softly coloured neutrals are elevated by the placement of rich pink and purple tones.

Laying Pattern
Frame
4 Products Small with stripping

Product
Encaustic Umber
Modernist Frame
Encaustic Mineral
Stucco Putty
Tempus Echo (stripping)



Frame Small




EP143 Staggered Block – Modernist Atrium & Modernist Spire Stripping

Staggered Block

Number of sizes available

1

Panoramic and architectural, Staggered Block is a large-scale pattern designed to shine in big spaces. It's confident and defined, creating a seamless backdrop.




Staggered Block

The varying tile sizes in Staggered Block help to create subtle beauty on a large scale. Use ceramic and marble style products to create a blank canvas ideal for vast commercial spaces, and introduce contrasting stripping for added impact.

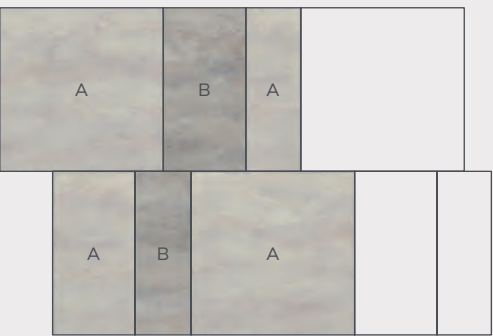
Choose your Signature products and tailor Staggered Block to your scheme by arranging them in the wireframes below.

SIZES: Tiles — 4572 x 4572 mm
228.6 x 4572 mm
152.4 x 4572 mm

1 Product with stripping
Code: EP143



2 Products
Code: EP148



Achieve this floor



DC147 Sensory
Cadence Aeria
AR0SPB31 with
Cadence Montis
Stripping



DC236 Fortified
Exposed Concrete
AR0SEC30 with
Cirrus Air Stripping



Busy communal spaces like self-service canteens and cafés need to withstand high traffic and keep people moving. Staggered Block has been used to introduce simplistic pattern into an open-plan space, with two contrasting concrete colours helping to clearly define the zones.

Staggered Block

Designers' Choice

A collection of predefined, ready to use combinations created by the Amtico Design Team.

Fortified DC236

Urban and cool, this steely grey stone with a skimmed surface is perfect for creating a chic industrial vibe.

Laying Pattern
Staggered Block
1 Product with stripping

Product
Exposed Concrete
Cirrus Air (stripping)




Hush DC353

A harmonious pair of pale chalky greys run through this simple pattern for clean, effortless style.

Laying Pattern
Staggered Block
2 Products

Product
Tempus Soothe
Tempus Embrace




Cygnets DC352

Warm concrete neutrals combine to make a subtle statement with this simple proportional pattern.

Laying Pattern
Staggered Block
2 Products

Product
Stucco Putty
Modernist Frame




All Designers' Choice patterns can be ordered using the simple DC code.

Sensory DC147

The cross-grain in this modern concrete style mixes with the tile stack to create movement and flow.

Laying Pattern
Staggered Block
1 Product with stripping

Product
Cadence Aeria
Cadence Montis (stripping)





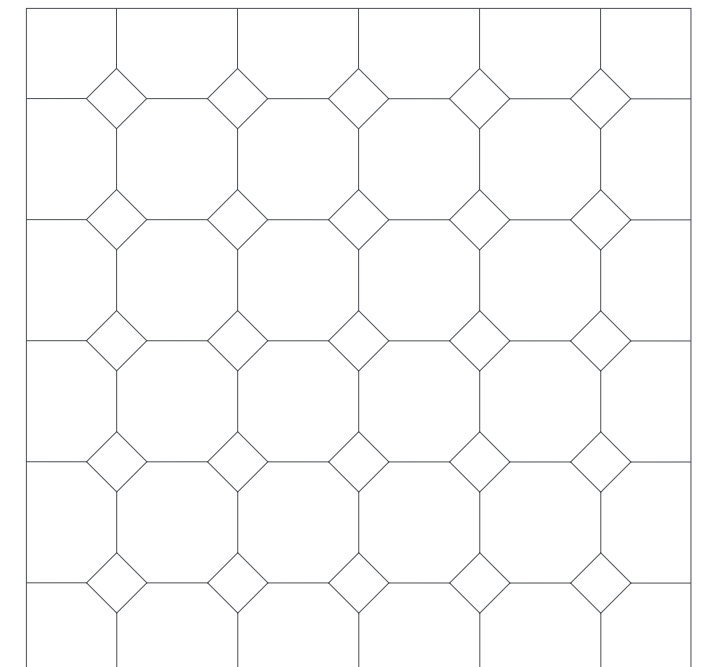
DC309 Monotone – Basilica Salt, Kura Opium, Kura Caraway | Offset Stripe Border – Basilica Salt, Kura Opium | Basilica Salt – Broken Bond

Key Stone

Number of sizes available

2

Unashamedly influenced by Victorian style, Key Stone is an iconic pattern that delivers timeless elegance and classic geometry.



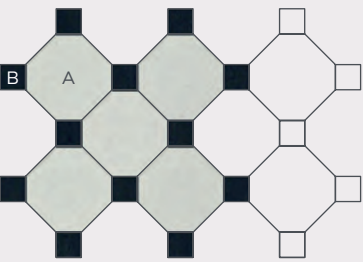
Key Stone

The beauty of Key Stone is its versatility. Key Stone Mini's proportions make a bold graphic statement, whereas Key Stone Small achieves a more classic Victorian look. Choose elegant stone product combinations for grand lobbies and dining rooms or pick a complementary palette for modern living and retail spaces.

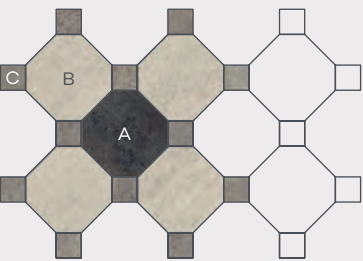
Explore our Signature product range and try different combinations in the Key Stone wireframes below.

SIZES: Mini — 152.4 x 152.4 mm
50.8 x 50.8 mm (key)

2 Products Mini
Code: EP305

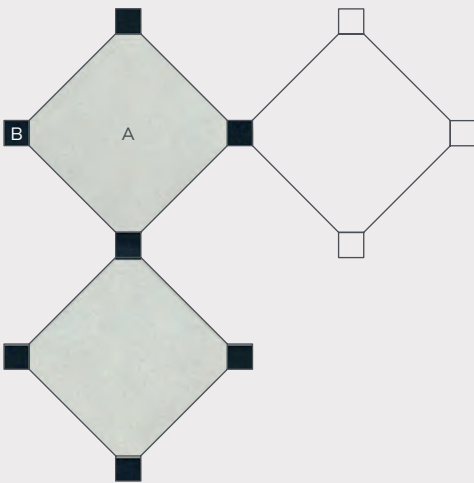


3 Products Mini
Code: EP309

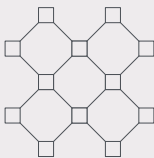


SIZES: Small — 304.8 x 304.8 mm
50.8 x 50.8 mm (key)

2 Products Small
Code: EP216



Achieve this floor



Soothe
DC368



Tempus Soothe
AROSTE31



Stucco Pebble
AROUC38

+ Field



Tempus Soothe
AROSTE31
Uniform Tile



Key Stone Mini adds a touch of period design to this modern space, with new products Tempus and Stucco giving a softer feel to the more traditional monotone colourway.

Key Stone Mini

Designers’ Choice


A collection of predefined, ready to use combinations created by the Amtico Design Team.

Quartz
DC369

A soft quartz inlaid with a jewel-blue accent creates a rich ceramic feel for inviting spaces.

Laying Pattern
Key Stone Mini
2 Products

Product
Stucco Quartz
Stucco Flax (key)




Composite
DC305

Speckled white and grey slate combine for a perfect Key Stone pattern.

Laying Pattern
Key Stone Mini
2 Products

Product
Composite Calcium
Graphite Slate (key)




Soothe
DC368

Chalky white tones are complemented by a sage-grey key for an understated, modern take on a classic pattern.

Laying Pattern
Key Stone Mini
2 Products

Product
Tempus Soothe
Stucco Pebble (key)




Mirabelle
DC308

Soft stones in complementary pale neutral tones are a beautiful combination for warmer interiors.

Laying Pattern
Key Stone Mini
2 Products

Product
Mirabelle Creme
Stria Basalt (key)




Kala
DC370

A classic pattern combined with soft warm neutrals provides a reclaimed ceramic feel.

Laying Pattern
Key Stone Mini
2 Products

Product
Kura Kala
Modernist Frame (key)




Graphite
DC306

A strong black-grey with pale grey key tiles makes for a defined and bold monochromatic pattern.

Laying Pattern
Key Stone Mini
2 Products

Product
Graphite Slate
Composite Calcium (key)



All Designers’ Choice patterns can be ordered using the simple DC code.

Key Stone Mini



Designers’ Choice

A collection of predefined, ready to use combinations created by the Amtico Design Team.

► Terrace
DC371

With the considered placement of terracotta tones, light neutrals and a rich graphite accent, this pattern exudes Victorian elegance.

- Laying Pattern**
Key Stone Mini
3 Products
- Product**
Encaustic Jasper
Stucco Quartz
Graphite Slate (key)



◀ Monotone
DC309


Three complementary neutrals create a balanced, monochromatic combination.

- Laying Pattern**
Key Stone Mini
3 Products
- Product**
Basilica Salt
Kura Opium
Kura Caraway (key)

► Kura
DC310

Greys, blues and pale metallic highlights in Kura stones, this is a modern geometric.


- Laying Pattern**
Key Stone Mini
3 Products
- Product**
Kura Anise
Kura Opium
Kura Caraway (key)



► Contrast
DC216

This cool, urban tile is given a monochrome twist with the addition of dark graphite.

- Laying Pattern**
Key Stone Small
2 Products
- Product**
Composite Calcium
Graphite Slate (key)



All Designers’ Choice patterns can be ordered using the simple DC code.

Key Stone Small



DC304 Gingham – Graphite Slate, Basilica Salt & Kura Caraway | Kura Caraway – Broken Bond

Check

Number of sizes available

1

The power of this pattern comes from its simplicity. Bold and graphic Check echoes classic Victorian design but also offers opportunity for impactful colour updates.

Check

Check is a timeless pattern that works brilliantly across any space. Choose classic monochrome or opt for a bolder, brighter ceramic feel with our fresh new colour combinations.


There are endless possibilities for combining Signature products in Check. Make your selection, then arrange them using one of the wireframes below.

SIZE: 152.4 x 152.4 mm

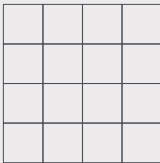
2 Products
Code: EP299



3 Products
Code: EP303



Achieve this floor



Knight
DC365



Encaustic Kyanite
AR0AEN83



Diffusion Lux
AR0ADF38

+ Field



Dockland Oak
AR0W8350
Stripwood



The new colours in the Signature collection allow for bolder and brighter combinations in Check, like this modern twist on the classic bar design.

Check

Designers' Choice


A collection of predefined, ready to use combinations created by the Amtico Design Team.

Tartan DC303

Three complementary grey-toned stones with metallic highlights bring contemporary glamour.

Laying Pattern
Check
3 Products

Product
Kura Caraway
Basilica Shell
Basilica Salt




Chess DC364

Indigo and cream stones offer a glazed ceramic twist on a classic.

Laying Pattern
Check
2 Products

Product
Stucco Quartz
Stucco Indigo




Knight DC365

Make an impression with this fun and fresh colour combination.

Laying Pattern
Check
2 Products

Product
Encaustic Kyanite
Diffusion Lux




Gingham DC304

Modern style in a trio of perfect monochromatic tones.

Laying Pattern
Check
3 Products

Product
Graphite Slate
Basilica Salt
Kura Caraway




Crossword DC301

A traditional two-tone look for perfect geometric balance in dark graphite and white-grey.

Laying Pattern
Check
2 Products

Product
Composite Calcium
Graphite Slate




Rook DC366

Deep heather and dusty blue-violet tones combine to create an impact with this timeless pattern.

Laying Pattern
Parquet
2 Products

Product
Kura Cassia
Encaustic Umber




Plaid DC302

Two modern stones coordinate in Check for an injection of style into any space.

Laying Pattern
Check
2 Products

Product
Kura Kala
Kura Opium




All Designers' Choice patterns can be ordered using the simple DC code.

Jute DC367

Modern neutrals are brought together in a sophisticated variation of the traditional Check pattern.

Laying Pattern
Check
3 Products

Product
Diffusion Charcoal
Stucco Putty
Kura Caraway






DC351 Concerto – Tempus Restore, Stria Volcanic Stripping

Flagstone

Number of sizes available

1

The classic juxtaposition of rectangular and square tiles gives Flagstone a charming, engaging elegance all of its own.




Flagstone

Flagstone delivers the weighty impact you'd expect from a stone or ceramic. Lay it at a 45° angle for a more contemporary look.

Create your perfect Flagstone pattern with Signature product combinations and arrange them using the wireframe below.


SIZES: 152.4 x 152.4 mm
152.4 x 304.8 mm
304.8 x 304.8 mm
152.4 x 457.2 mm
304.8 x 457.2 mm
457.2 x 457.2 mm

1 Product with stripping
Code: EP137



The striations in our elegant new stone-ceramic hybrid, Tempus, are showcased in the varying directions of Flagstone tiles. Laid at a 45° angle, this space gets a modern twist with a traditional pattern.

Achieve this floor



Palladium
DC349



Modernist Spire
AROAMN38 with
Stria Volcanic
Stripping

Flagstone

Designers' Choice

A collection of predefined, ready to use combinations created by the Amtico Design Team.

Muse DC350

The complementary mix of a softly stippled putty tone with a mid-grey strip provides an urban solution in this traditional pattern.

Laying Pattern

Flagstone

1 Product with stripping

Product

Stucco Putty

Tempus Restore (stripping)



Fusion DC203

Soft amethyst, grey tones and deep textures produce a modern and characterful finish.

Laying Pattern

Flagstone

1 Product with stripping

Product

Kura Anise

Kura Kala (stripping)



Concerto DC351

Achieve a subdued, restorative backdrop to calm, warm spaces by combining a familiar pattern with the beauty of marble textures.

Laying Pattern

Flagstone

1 Product with stripping

Product

Tempus Restore

Stria Volcanic (stripping)



All Designers' Choice patterns can be ordered using the simple DC code.



Palladium DC349

A sharp pale concrete is defined by dark stripping to give a modern twist to a classic stone pattern.

Laying Pattern

Flagstone

1 Product with stripping

Product

Modernist Spire

Stria Volcanic (stripping)




DC342 Stage – Tempus Echo, Tempus Soothe

Woven

Number of sizes available

1

Woven is a contemporary take on traditional ceramics and marquetry. The subtle twisted weave brings together mixed materials for a modern, abstracted look.




Woven

A versatile pattern with striking graphic impact, Woven is perfect for feature areas. Because it works on a larger scale than traditional ceramics can accommodate, it can be used in bigger commercial spaces.


Create your perfect Woven pattern with Signature product combinations and arrange them using the wireframes below.

SIZES: 228.6 x 228.6 mm
107.6 x 323.3 mm

1 Product
Code: EP119



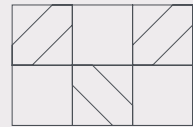
2 Products
Code: EP124



Woven works perfectly to create this border, delineating a narrow workspace from the public walkway.



Achieve this floor



EP119



Brushed Oak
AROW7910

+



Brushed Oak
AROW7910
Stripwood

Woven

Designers' Choice


A collection of predefined, ready to use combinations created by the Amtico Design Team.

Spotlight DC124

Two shimmering Abstracts gloriously contrast and complement the dynamic geometry.

Laying Pattern
Woven
2 Products

Product
Glint Void
Glint Orb




Batten DC340

A soft, smoky oak grain is showcased by this decorative twist on a classic.

Laying Pattern
Woven
1 Product

Product
Toulouse Oak



Stage DC342

Create graphic impact by contrasting rich charcoal against chalky pale stone textures.

Laying Pattern
Woven
2 Products

Product
Tempus Echo
Tempus Soothe



All Designers' Choice patterns can be ordered using the simple DC code.



Gallery DC341

The pearlescent tinted grain is accentuated by the twisted marquetry on display.

Laying Pattern
Woven
1 Product

Product
Pearl Wash Wood




DC393 Nubuck – Stucco Indigo, Stucco Clay, Modernist Vault, Stucco Quartz

Edge

Number of sizes available

1

With a simple, surprising geometry, Edge was created to be bold. This pattern nods to modern ceramic interior trends and is designed for strong colour combinations.



Edge


A bold, highly-useable pattern which has been cleverly designed to be laid in simple 9" x 9" modules, positioning colours together to create extended angular shapes.

Edge works well in contemporary stones, bringing a fashionable feel to modern residential and hospitality schemes.


Pick your perfect Signature products for Edge and arrange them using the wireframe below.

SIZE: 228.6 x 228.6 mm module

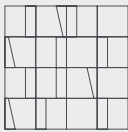
4 Products
Code: EP391



The strength of Edge is it's ability to carry a multitude of colour combinations. Here it's used as a decorative rug feature in an impactful monochromatic colourway.



Achieve this floor



Pier
DC396



Tempus Echo
AROSTE13



Tempus Restore
AROSTE29



Graphite Slate
AROSL23



Basilica Salt
AROSBS12

+ Field



Tempus Echo
AROSTE13
Broken Bond

Edge

Designers’ Choice

A collection of predefined, ready to use combinations created by the Amtico Design Team.

Marina DC395

Soft harmonious pastels cleverly contrast in this soothing geometric pattern.

Laying Pattern
Edge
4 Products

Product
Tempus Embrace
Tempus Harmony
Tempus Pause
Tempus Soothe



Nubuck DC393

Rich suede tones balance with contrasting cream for a unique, high-end feel.

Laying Pattern
Edge
4 Products

Product
Stucco Indigo
Stucco Clay
Modernist Vault
Stucco Quartz




Tower DC392

Fresh, cool blues and greys celebrate the precise, angular lines of this pattern.

Laying Pattern
Edge
4 Products

Product
Diffusion Chambray
Modernist Spire
Stucco Flax
Diffusion Lux




Mason DC394

Colourful concrete tones mixed with deep teal makes a unique and useable statement.

Laying Pattern
Edge
4 Products

Product
Modernist Lintel
Stucco Pebble
Encaustic Kyanite
Stucco Putty



Harlequin DC391

A modern ceramic feel is created with considered placement of cool neutrals and deeper blush tones.

Laying Pattern
Edge
4 Products

Product
Encaustic Mineral
Tempus Embrace
Kura Anise
Tempus Soothe



Pier DC396

Contrasting textures of black, grey and salt create a bold statement piece.

Laying Pattern
Edge
4 Products

Product
Tempus Echo
Tempus Restore
Graphite Slate
Basilica Salt



All Designers’ Choice patterns can be ordered using the simple DC code.




DC373 Mercury – Diffusion Chambray, Modernist Vault, Modernist Spire | Modernist Vault – Linear Block

Aspekt

Number of sizes available

2

The innovative geometry of Aspekt creates illusions of scale and offers new and exciting ways to apply seemingly randomised colour and flow.




Aspekt

Aspekt is an incredibly versatile pattern. Equally scaled parquet-style blocks are split into shards and triangles, delivering a bespoke ceramic feel suited to many commercial spaces.

Choose your Signature products and tailor Aspekt to your scheme by arranging them in the wireframes below.


SIZE: Small — 152.4 x 457.2 mm module

3 Products Small
Code: EP372



SIZE: Large — 292.1 x 889.0 mm module

3 Products Large
Code: EP376



An entrance with impact. The inspired geometry of Aspekt cleverly aligns shapes and colours to create the effect of a much larger pattern across a space.

↓



Achieve this floor



Carina
DC377



Stucco Putty
AROAUC30



Modernist Frame
AROAMN30



Stucco Pebble
AROAUC38

Aspekt Large

Designers’ Choice

A collection of predefined, ready to use combinations created by the Amtico Design Team.

▶
Zodiac
DC380

Warm metallic and concrete tones combine to give a muted backdrop to open-plan environments.

Laying Pattern
Aspekt Large
3 Products

Product
Stucco Putty
Diffusion Charcoal
Patina Vapour



▶
Aquarius
DC378

An architectural mix of steel blue hues create this large-scale faceted geometry.

Laying Pattern
Aspekt Large
3 Products

Product
Diffusion Lux
Modernist Lintel
Diffusion Chambray



◀
Cosmos
DC379

Decadent shards of marble textures give a contemporary edge to large open spaces.

Laying Pattern
Aspekt Large
3 Products

Product
Tempus Soothe
Tempus Echo
Tempus Embrace



◀
Carina
DC377

Contrast the angular modernity of Aspekt with a delicate balance of warm and cool neutrals.

Laying Pattern
Aspekt Large
3 Products

Product
Stucco Putty
Modernist Frame
Stucco Pebble



▶
Solstice
DC381

Stones imbued with organic colour provide warmth and texture to any space.

Laying Pattern
Aspekt Large
3 Products

Product
Kura Juniper
Kura Anise
Kura Cassia



▶
Equinox
DC376

Contrasting earthy tones in this large pattern make a bold ceramic inspired statement.

Laying Pattern
Aspekt Large
3 Products

Product
Modernist Lintel
Stucco Quartz
Stucco Clay



All Designers’ Choice patterns can be ordered using the simple DC code.

Aspekt Small

Designers' Choice

A collection of predefined, ready to use combinations created by the Amtico Design Team.

Gravity DC372

A surprising combination of pink and blue tones create a bespoke, modern feel.

Laying Pattern
Aspekt Small
3 Products

Product
Diffusion Chambray
Diffusion Lux
Encaustic Mineral



Lyra DC374

Muted neutrals combine perfectly with a surprising pop of colour.

Laying Pattern
Aspekt Small
3 Products

Product
Stucco Quartz
Stucco Putty
Stucco Hay



Mercury DC373


Deep blue-greys are balanced within this modern ceramic graphic.

Laying Pattern
Aspekt Small
3 Products

Product
Modernist Spire
Diffusion Chambray
Modernist Vault



All Designers' Choice patterns can be ordered using the simple DC code.



Orion DC375

Light terracotta, deep blues and soft neutral grey stones combine to convey a sumptuous suede-like feel.

Laying Pattern
Aspekt Small
3 Products

Product
Stucco Putty
Stucco Flax
Stucco Clay



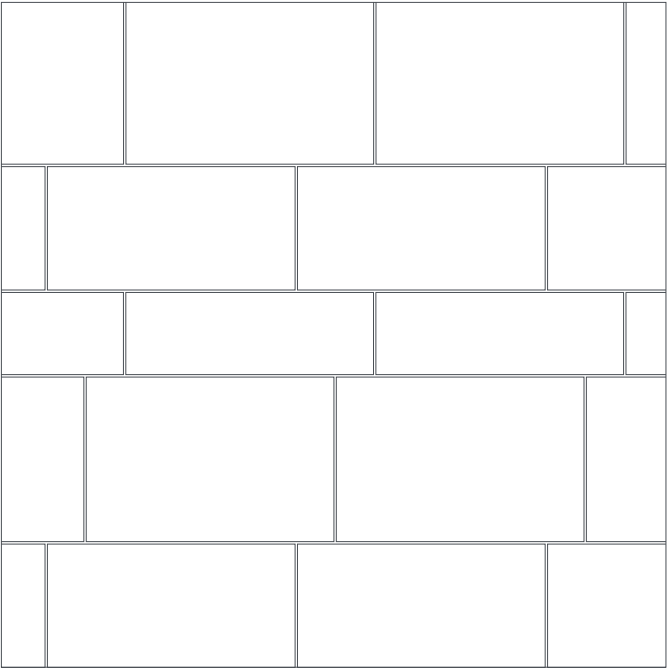
DC362 Aura – Tempus Pause, Modernist Vault Stripping

Random Stone

Number of sizes available

1

Versatile Random Stone has an impact on spaces of all sizes. A contemporary shifting block pattern created with three tile widths, it delivers uniformity and grandeur.




Random Stone

Its ability to throw unbroken lines across a space makes Random Stone sympathetic to a variety of architectural styles. Highly useable, this pattern works hard in shopping centre circulation areas, airports and other vast spaces.

Choose your Signature products and tailor Random Stone to your scheme by arranging them in the wireframe below.


SIZES: 152.4 x 457.2 mm
228.6 x 457.2 mm
304.8 x 457.2 mm

1 Product with stripping
Code: EP179




Zoning is key to the successful planning of vast communal spaces and can be achieved by using colour and pattern, but also material finish. The directional Random Stone pattern adds visual interest to this large area, running alongside a comfortable carpeted seating area.

Achieve this floor




Aura
DC362



Tempus Pause
AR0STE37 with
Modernist Vault
Stripping

+



Amtico Carpet
Cable Dove
YDCABLT12362
Monolithic

Random Stone

Designers' Choice

A collection of predefined, ready to use combinations created by the Amtico Design Team.

Nebula DC361

This simple block pattern acquires an urban street feel when combined with a heavily textured concrete.

Laying Pattern
Random Stone
1 Product with stripping

Product
Exposed Concrete
Cadence Aeria (stripping)



Stratus DC363

A soft concrete texture adds interest to this cleverly proportioned stone pattern.

Laying Pattern
Random Stone
1 Product with stripping

Product
Stucco Putty
Modernist Frame (stripping)



Atmosphere DC179

Ambient movement and veiled tones bring contemporary beauty to geometry.

Laying Pattern
Random Stone
1 Product with stripping

Product
Umbra Eclipse
Basilica Shell (stripping)



All Designers' Choice patterns can be ordered using the simple DC code.



Aura DC362

The delicate blue tones in Tempus Pause are celebrated across the mixed proportions of this striking architectural pattern.

Laying Pattern
Random Stone
1 Product with stripping

Product
Tempus Pause
Modernist Vault (stripping)

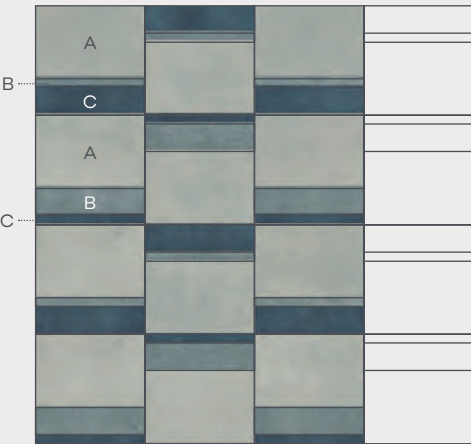
Passo

Available in two sizes, this versatile pattern's colour and impact can be dialled up or down. Inspired by modern ceramics, Passo is great for bold residential schemes and striking features in modern hospitality and retail environments.

Create your perfect Passo pattern with Signature product combinations and arrange them using the wireframes below.

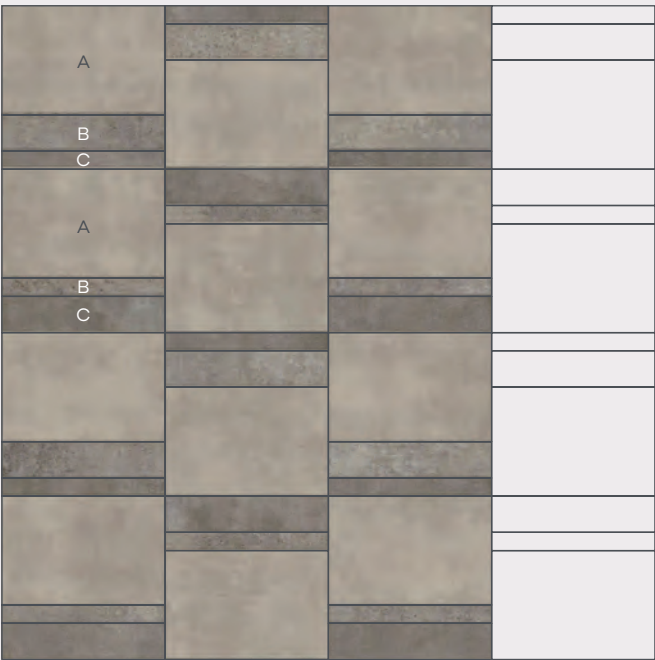
SIZES: Mini — 101.6 x 152.4 mm
38.1 x 152.4 mm
12.7 x 152.4 mm

3 Products Mini
Code: EP397

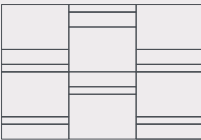


SIZES: Small — 152.4 x 228.6 mm
50.8 x 228.6 mm
25.4 x 228.6 mm

3 Products Small
Code: EP399




Achieve this floor



Torsade
DC401



Stucco Putty
AR0AUC30



Kura Caraway
AR0SKU38



Modernist Frame
AR0AMN30

+ Field



Stucco Putty
AR0AUC30
Broken Bond



The three colours used in the new Passo laying pattern harmonise across this small café space, resulting in a modern stone effect floor.

Passo Mini

Designers' Choice


A collection of predefined, ready to use combinations created by the Amtico Design Team.

Tailor DC397

Three fresh blue tones combine to create a cool, contemporary look.

Laying Pattern
Passo
3 Products Mini

Product
Diffusion Lux
Diffusion Chambray
Stucco Flax




Guise DC399

Contemporary grey stones deliver simple, modern style.

Laying Pattern
Passo
3 Products Small

Product
Modernist Spire
Modernist Lintel
Tempus Pause




Couture DC400

Sharp neutrals juxtapose against deep teal for striking impact.

Laying Pattern
Passo
3 Products Small

Product
Modernist Spire
Stucco Putty
Encaustic Kyanite




Torsade DC401

Warm neutral textures, punctuated with metallic accents combine familiar ceramics with modern style.

Laying Pattern
Passo
3 Products Small

Product
Stucco Putty
Kura Caraway
Modernist Frame




Fresco DC402

Deep indigo tones offset against contrasting neutrals provide a colourful luxury feel.

Laying Pattern
Passo
3 Products Small

Product
Stucco Indigo
Stucco Putty
Tempus Pause



Mode DC398

Soft neutrals are brought to life with a subtle flash of yellow.

Laying Pattern
Passo
3 Products Mini

Product
Stucco Putty
Stucco Hay
Stucco Quartz



All Designers' Choice patterns can be ordered using the simple DC code.

Passo Small




DC328 Gaia – Stucco Quartz, Stucco Clay, Modernist Frame | Stucco Quartz

Muralist

Number of sizes available

1

Muralist's curved geometry and ornate details are inspired by European and British ceramic design. A modern take on mid-century, this delicate pattern is small in scale but big on impact.

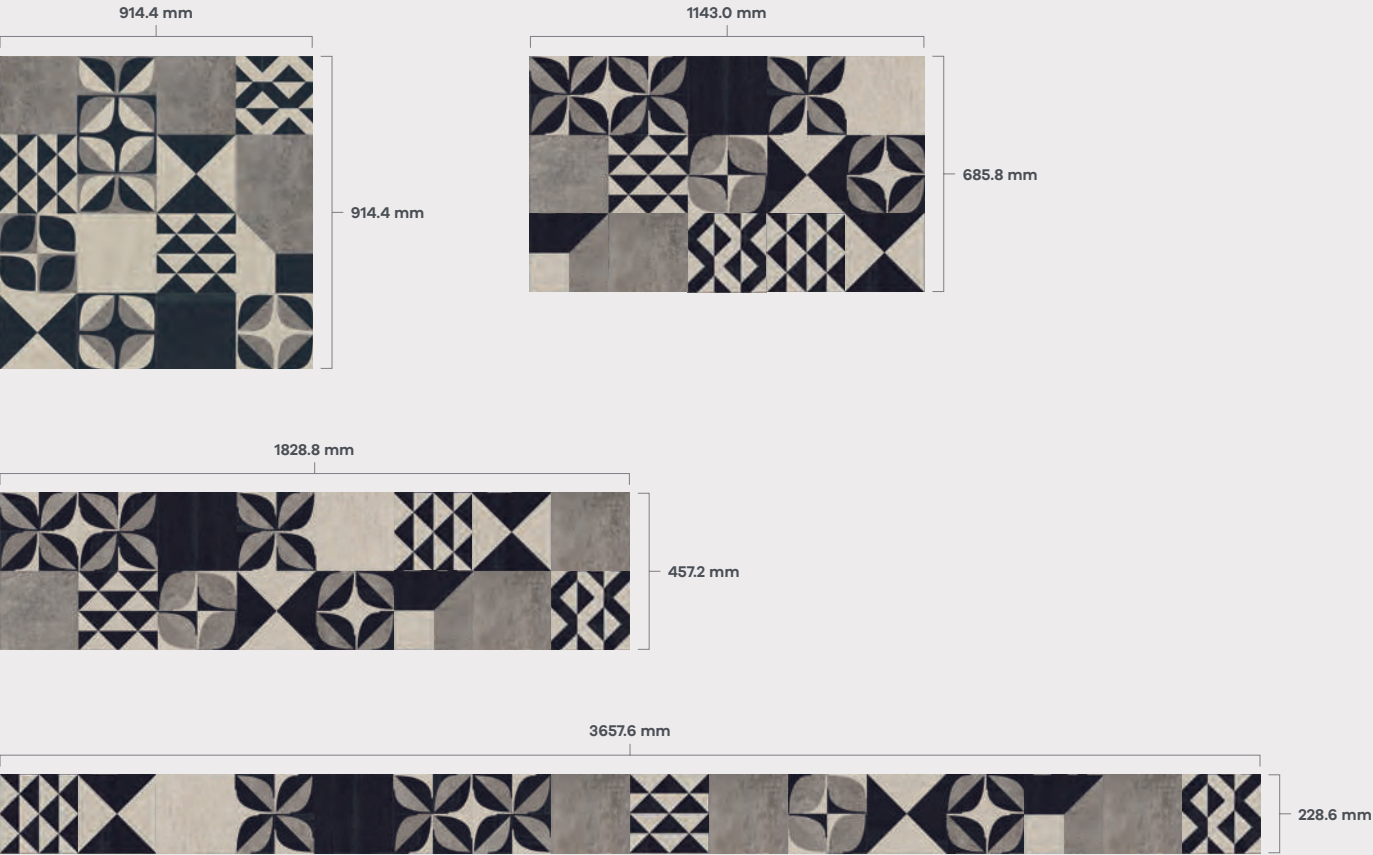


Muralist

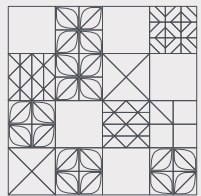
Muralist brings decorative style to highlight areas such as bar aprons, boutique changing rooms, feature entrances and bathrooms. Use alone for an all-over decorative floor, or employ it as a feature within a field of complementary planks and tiles.

Design with Muralist in a variety of ways. Use alone for an all-over decorative floor, or configure it as a feature within a field of standard planks and tiles.

SIZE: 228.6 x 228.6 mm module



Achieve this floor



Bacchus
DC330



Diffusion Charcoal
AR0ADF13



Encaustic Umber
AR0AEN44




Modernist Frame
AR0AMN30

+ Field



Stucco Putty
AR0AUC30
Broken Bond



Highly decorative Muralist makes a perfect detail feature around this entrance desk.

Muralist

Designers' Choice

A collection of predefined, ready to use combinations created by the Amtico Design Team.

Bacchus DC330

Dusky mauves and warm greys make this a richly decadent choice.

Laying Pattern
Muralist
3 Products

Product
Diffusion Charcoal
Encaustic Umber
Modernist Frame



Gaia DC328

Neutral hues and fresh clay tones, combined with the modern ceramic styling, create a surprising take on a traditional colour combination.

Laying Pattern
Muralist
3 Products

Product
Modernist Frame
Stucco Clay
Stucco Quartz



Forum DC325

Ideal for use over a larger area, Forum is a softer, more subtle take on the motif.

Laying Pattern
Muralist
3 Products

Product
Basilica Salt
Basilica Shell
Kura Caraway



Colosseum DC327

Cool, layered blue-grey tones complement the delicate ceramic-inspired intricacy of Muralist.

Laying Pattern
Muralist
3 Products

Product
Modernist Spire
Diffusion Lux
Modernist Lintel



Graffiti DC326

Bold and well-defined, this is front and centre in any space.

Laying Pattern
Muralist
3 Products

Product
Basilica Salt
Kura Caraway
Graphite Slate




Olympia DC329

Deep, opulent blue tones make for a saturated, moody statement.

Laying Pattern
Muralist
3 Products

Product
Stucco Indigo
Stucco Flax
Modernist Vault



All Designers' Choice patterns can be ordered using the simple DC code.

Create your Signature Style


Choose from our unrivalled range of designs to create your Signature style.

Pick any of our standard planks and tiles in one colour and size to create simple elegance or use imaginative combinations of colours and sizes to create floors that deliver real impact. These are just a few examples, discover more at amtico.com/commercial/layingpatterns

Herringbone Tile



Buckland Stone



↓ A directional grain in long elegant planks creates lovely flow.


Stripwood



Solar Pine



Uniform Block



← Contemporary Abstracts work brilliantly in classic large-scale patterns.

Tempus Restore



Esszimmer Zoller Häfele



Location: Esslingen, Germany
Sector: Hospitality & Leisure
Products & Laying Patterns:
 EP101 Basket Weave –
 Lime Washed Wood
 EP309 Key Stone Mini –
 Graphite Slate, Composite
 Flint & Composite Calcium
 EP129 Pleat – Kura Anise,
 Wharf Oak, Stria Basalt,
 Stria Lava & Cirrus Dawn

“For the project, we were looking for a characteristic and high-quality floor, which can withstand a high volume of customers. With Amtico’s product variety, we had countless opportunities to create a tailor-made concept and conjure up exciting contrasts.”

Nina Heisler
 Deko Design GmbH & Co. KG

Modern furniture and extraordinary flooring from Amtico create an atmosphere that invites customers to linger in this stylish eatery. A natural light wood finish of the elegant Basket Weave in one area contrasts with an imaginative and modern five colour pleat in another.

To highlight the seating areas, Deko Design chose the bold geometry of Key Stone Mini. Using the Endless Possibilities option, architects were able to select their own combination of colours that not only created a convincing finish but also a practical one. In an environment which combines high traffic and food service, durability and hygienic performance are as important as style.



Image: Gandalf Hammerbacher Photography



Gateway Building



Location: Sydney, Australia
Sector: Office
Products & Laying Pattern:
Bespoke – Small Parquet –
Cornish Oak, Shore Oak
& White Wash Wood

“It was great to work on a project with such a great design concept that really worked well in the space.”

Nathan Lawrence
King Commercial Floor Coverings

When your office is a 46-storey glass tower overlooking Sydney Harbour and Opera House, you need an interior that’s every bit as spectacular.

Amtico Signature Parquet was used as a basis for the bespoke floor, with areas of Cornish Oak, Shore Oak and White Wash Wood flowing into each other in different areas of the office.

Cornish Oak perfectly offsets the cool marble surfaces in the kitchen, while the White Wash Wood walkways help identify zones, and promote a sense of space. The calming grey tones of Shore Oak create a base for the meeting spaces.



Clothworkers' South Building



Location: Leeds, UK
Sector: Higher education
Products & Laying Pattern:
Bespoke – Pleat – Back to Black
Vamp, Umbra Eclipse, White
Wash Wood, Sevilla, Marrakech,
Napoli, Dublin & Paris

"It was not only simple to install, it was also easy to minimise waste. We have used Amtico on major projects many times before, and will most definitely specify the Signature collection again."

Ian Whalley
Farrell & Clark Architects



When the School of Design at the University of Leeds set about refurbishing its Clothworkers' South Building, it chose the Amtico Signature collection – the vibrant colours and laying patterns proved the ideal way to refresh the building's entrance and stairwell. The versatility of the Signature Collection, with its vivid hues and distinctive abstract designs – such as smoky-effect Umbra Eclipse, and luxuriously dark Back to Black Vamp immediately appealed. As the location was such a high-traffic area, the durability of the Amtico product was also a significant factor and made it a logical choice for the project.



20YR COMMERCIAL WARRANTY

Hox Haus



Location: Hox Park, University of London
Sector: Higher education
Collections: Amtico Signature
Products & Laying Patterns:
 EP107 Large Parquet – Ink Wash
 Wood & Nomad Oak
 Bespoke Basket Weave –
 Ink Wash Wood, American
 Oak & Seoul

“We loved the colouring of the Ink Wash which complemented the red brick structure of the existing building, while giving it a modern, up to date twist. Aesthetic elegance, combined with the hard-wearing longevity of a 1 mm LVT, was ideal for a heavy-traffic environment.”

Rachel Withey
 Associate Director, 74 Architects



The repurposed 453 m² building, Hox Haus, now serves as the central focus, clubhouse and social amenity for the Hox Park student campus for students attending Royal Holloway, University of London.

Amtico Signature Ink Wash Wood was used throughout the Clubhouse, linking the finishes between the first and ground floors, including the internal stair treads. In order to create zones within the space, Designers' Choice Basket Weave was laid in bespoke colours, in order to provide the grounding for the pool and foosball table in the games area on the upper floor. The lighter, natural grain contrasts of Eden Oak complement the Ink Wash Wood in the quiet study area, located in the first floor Gatehouse extension.

LVT

flooring for high-traffic performance, durability and easy maintenance.

3

beautifully contrasting wood grains created a dynamic look.

BESPOKE

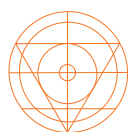
Begin with your imagination

Bold, creative and beautiful – a bespoke floor is the ultimate design statement. Thanks to our advanced manufacturing capabilities, our R&D and Design teams can work from a simple sketch or even a sample material or colour swatch to transform your unique vision into reality.



How we turn your ideas into reality

We understand design briefs don't always come fully formed. They can be more about a spark of an idea than hard lines and exact plans. So whether you are looking for a unique product or a completely bespoke floor design, bring us your creative inspiration and we will work with you to achieve your vision.



EXPERT
KNOWLEDGE

The unrivalled knowledge, expert support and bespoke service you'd expect from a market leader with over 50 years experience.

Our CAD Team

Amtico's highly-skilled CAD team turn your product selection and layout into something our design and manufacturing experts can make a reality. Designs change and grow as we work with them, so the drawing approval process is collaborative, expertly managed through your Amtico Commercial Project Specialist, ensuring that the final floor meets your unique design vision.



Cutting

Amtico is renowned for its advanced finishing techniques. Over 50 years of manufacturing expertise means we can add the fine detail to your big ideas, creating bespoke shapes and products that no-one else can.



Installation

Our quality team test lays every bespoke design floor in our UK factory before shipping, to check for accuracy. This crucial part of the process means you can rely on Amtico flooring to fit first time and meet your project deadlines, even with the most intricate design.

[amtico.com/commercial/bespoke](https://www.amtico.com/commercial/bespoke)
























Minimum orders apply for bespoke floors. Please speak to your local Amtico representative.

Stripping

Add contrast, create a grout effect or define tile and plank shapes with Amtico feature stripping. Available in a choice of five sizes.

Feature stripping is available in the following sizes, 2 mm thickness*

	
3.2 mm x 914.4 mm	
	
6.4 mm x 914.4 mm	
	
9.5 mm x 914.4 mm	
	
12.7 mm x 914.4 mm	
	
19.1 mm x 914.4 mm	
	
American Oak AROW7050	Fused Birch AROW7500
	
Wenge Wood AROW7490	Wild Walnut AROW7620
	
Cirrus Air AROW8100	Mirabelle Creme AROSMB14
	
Stria Sediment AROSMS14	Stria Basalt AROSMS43
	
Stria Volcanic AROSMS42	Concrete Pale AROSCN30
	
Shimmer Denim AROASE39	Silver AROAMP38
	
Bronze AROAMP18	Gold AROAMP78
	
Pure Plain Black AROAPN22	Pure Plain White AROAPN11

This is a small representation of available feature stripping, for full stripping availability please visit amtico.com/commercial/stripping

*Sizes shown are not actual size.

Stripping Specification

Select from 16 readily available 3.2 mm x 914.4 mm stripping products, designed to complement your flooring and enhance your design.

Use the chart below to calculate the number of boxes of stripping you need based on the size of plank/tile (horizontal axis) and the quantity m² (vertical axis).

Quantity m ²	Size of plank/tile										
	152.4 x 457.2 mm	76.2 x 914.4 mm	114.3 x 914.4 mm	152.4 x 914.4 mm	184.2 x 1219.2 mm	228.6 x 1219.2 mm	304.8 x 304.8 mm	304.8 x 457.2 mm	457.2 x 457.2 mm	304.8 x 609.6 mm	457.2 x 914.4 mm
2.5	1	1	1	1	1	1	1	1	1	1	1
5	2	3	1	1	1	1	1	1	1	1	1
7.5	3	4	3	2	2	2	2	2	2	2	1
10	3	5	4	3	2	2	3	3	2	2	2
12.5	4	6	4	3	3	2	3	3	2	3	2
15	5	7	5	4	3	3	4	4	3	3	2
17.5	5	8	6	5	4	3	4	4	3	3	2
20	6	9	7	5	4	4	5	5	3	4	3
22.5	7	10	8	6	5	4	5	5	4	4	3
25	7	11	8	6	5	4	6	6	4	5	3
27.5	8	13	9	7	6	5	7	6	4	5	3
30	9	14	10	8	6	5	7	7	5	5	4
32.5	10	15	11	8	7	6	8	7	5	6	4
35	10	16	12	9	7	6	8	8	5	6	4
37.5	11	17	12	9	8	6	9	8	6	6	4
40	12	18	13	10	8	7	9	9	6	7	5
42.5	12	19	14	11	9	7	10	9	6	7	5
45	13	20	15	11	9	8	10	10	7	7	5
47.5	14	21	16	12	10	8	11	10	7	8	6
50	14	22	16	12	10	8	12	11	7	8	6
52.5	15	23	17	13	11	9	12	11	8	9	6
55	16	25	18	14	11	9	13	12	8	9	6
57.5	17	26	19	14	12	10	13	12	8	9	7
60	17	27	20	15	12	10	14	13	9	10	7
62.5	18	28	20	15	13	10	14	13	9	10	7
65	19	29	21	16	13	11	15	14	9	10	7
67.5	19	30	22	17	14	11	15	14	10	11	8
70	20	31	23	17	14	12	16	15	10	11	8
72.5	21	32	24	18	15	12	17	15	10	11	8
75	21	33	24	18	15	12	17	16	11	12	8
77.5	22	34	25	19	15	13	18	16	11	12	9
80	23	35	26	20	16	13	18	17	11	13	9
82.5	24	37	27	20	16	14	19	17	12	13	9
85	24	38	28	21	17	14	19	18	12	13	9
87.5	25	39	28	21	17	14	20	18	12	14	10
90	26	40	29	22	18	15	20	19	13	14	10
92.5	26	41	30	23	18	15	21	19	13	14	10
95	27	42	31	23	19	16	22	20	13	15	11
97.5	28	43	32	24	19	16	22	20	14	15	11
100	28	44	32	24	20	16	23	20	14	15	11

Borders

Simple or elaborate, Art Deco or Gothic, define a floor with an Amtico border.

Letters indicate a product of your choice.


Broad Stripe
Border AR0B6500 – 50.8 x 914.4 mm
Corner AR0C65S0



Square
Border AR0B6200 – 25.4 x 889.0 mm
Corner AR0C62S0



Ellipse Grand
Border AR0B7200 – 228.6 x 914.4 mm
Corner AR0C72S0



Piping
Border AR0B6400 – 12.7 x 914.4 mm



Offset Stripe
Border AR0B7000 – 38.1 x 914.4 mm



Gothic Arch
Border AR0B670B – 101.6 x 914.4 mm
Corner AR0C67SB



Metro
Border AR0B6600 – 57.2 x 914.4 mm




Bevelled Diamond
Border AR0B270B – 76.2 x 914.4 mm
Corner AR0C27SB



For our full range of borders please visit amtico.com/commercial/borders

Motifs

Bring a focal point and individuality to a space with a Signature motif.

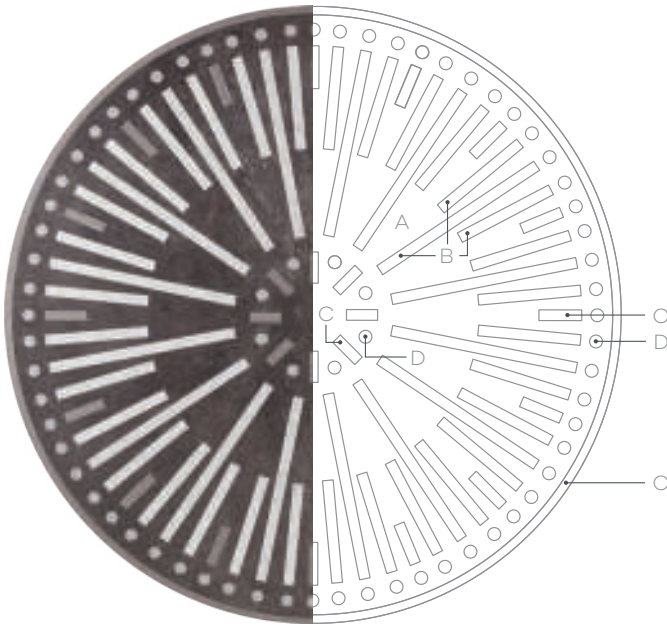


Pavilion
AR0MC950
Diameter
1562.1 mm
Product shown
Ink Wash Wood

Manhattan
AR0MC220

Diameter
889.0 mm

Product shown
A = Kura Opium
B = Infinity Spark
C = Metal Tin
D = Metal Foil



For our full range of motifs please visit amtico.com/commercial/motifs



amtico
signature 36+

Safety flooring with design sophistication

UK manufactured with the same extraordinary design philosophy that defines Amtico Signature, Signature 36+ delivers sustainable slip resistance and meets the requirements of the enhanced slip standard, but with the enhanced design possibilities of LVT planks and tiles.

Speak to your local Amtico Representative for more info.

Please note that the surface texture on Signature 36+ products differs from standard Signature products due to the inclusion of slip-resistant particles.



amtico.com

Amtico Acoustic

Amtico Acoustic enhances the acoustic properties of LVT by reducing impact sound transmission by up to 18 dB and also provides an extra level of comfort underfoot. Amtico Acoustic brings another layer of performance and versatility to the design quality and durability you expect from Amtico.



ACOUSTIC



Acoustic Key Attributes



SOUND
REDUCTION

The closed cell 1 mm foam layer reduces impact sound transmission by up to 18 dB.



LOW
FATIGUE

The closed cell foam structure can help increase comfort and reduce fatigue in high-traffic areas.

Lock Oak Acoustic – Stripwood

Technical Specification

Name	Standard	Symbol	Result
CE / DOP	EN 14041		CPR/AI/001
Usage Classification	EN ISO 10874 (EN 685)		23, 34, 43
Manufacturing Standard	EN ISO 10582 (EN 649)		Pass
Total Thickness	EN ISO 24346 (EN 428)		2.5 mm
Wear Layer Thickness	EN ISO 24340 (EN 429)		1.0 mm
Weight	EN ISO 23997 (EN 430)		3130 g/m²
Abrasion Resistance	EN ISO 10582 (EN 649)		Type 1 Group T
Residual Indentation	EN ISO 24343-1 (EN 433)		≤ 0.1 mm
Dimensional Stability	EN ISO 23999 (EN 434)		≤ 0.25 %
Dimensional Stability / Curling	EN ISO 23999 (EN 434)		≤ 2 mm
Flexibility	EN ISO 24344 method A (EN 435)		Pass
Slip Resistance	DIN 51130 EN 13893		R10* Class DS
Chemical Resistance	EN ISO 26987 (EN 423)		Excellent
Light Stability	EN ISO 105-B02		≥ 6
Flammability / Smoke Emissions	EN 13501-1		B _f -s1
Castor Chair Resistance (Type W)	EN ISO 4918 (EN 425)		Pass
Impact Sound Reduction	EN ISO 717-2		6 dB **
Thermal Resistance	EN 12664		0.021 m²K/W (underfloor heating suitable)
Electrostatic Performance	EN 1815		≤ 2 kV
Emissions	Indoor Air Comfort Gold		IACG-352-01-01-2018
Emissions COV		 Information sur le niveau d'émission de substances volatiles dans l'air intérieur, présentant un risque de toxicité par inhalation, sur une échelle de classe allant de A+ (très faibles émissions) à C (fortes émissions).	A+
Environment	M1		Certified www.m1.rts.fi
UPEC	U ₄ P ₃ E ₂ C ₂	 Revêtements de sol résilients 326-0031 evaluation.cstb.fr	Certificate UPEC 326-001.1
Environmental Product Declaration	EN 15804 Type III		BREG EN EPD No. 000183
Phthalate Free		 Amtico Signature products are manufactured using both phthalate-free and bio-based plasticisers except for recycled content.	Yes
Surface Treatment			Quantum Guard Elite

* For safety flooring with long-term retention of slip resistance refer to the Signature 36+ range.
** For up to 18 dB sound reduction please refer to the Amtico Acoustic range.

Multiple Performance System

Flooring made to order with endless pattern possibilities
Total thickness of product: 2.5 mm

A. Quantum Guard Elite

Amtico's urethane formula provides superior durability and resistance against abrasions and stains. The reinforced low-gloss finish is highly realistic.

B. Superior 1 mm wear layer

Toughened upper layer, giving excellent impact resistance and high clarity, allowing the product designs to shine through.

C. Design layers

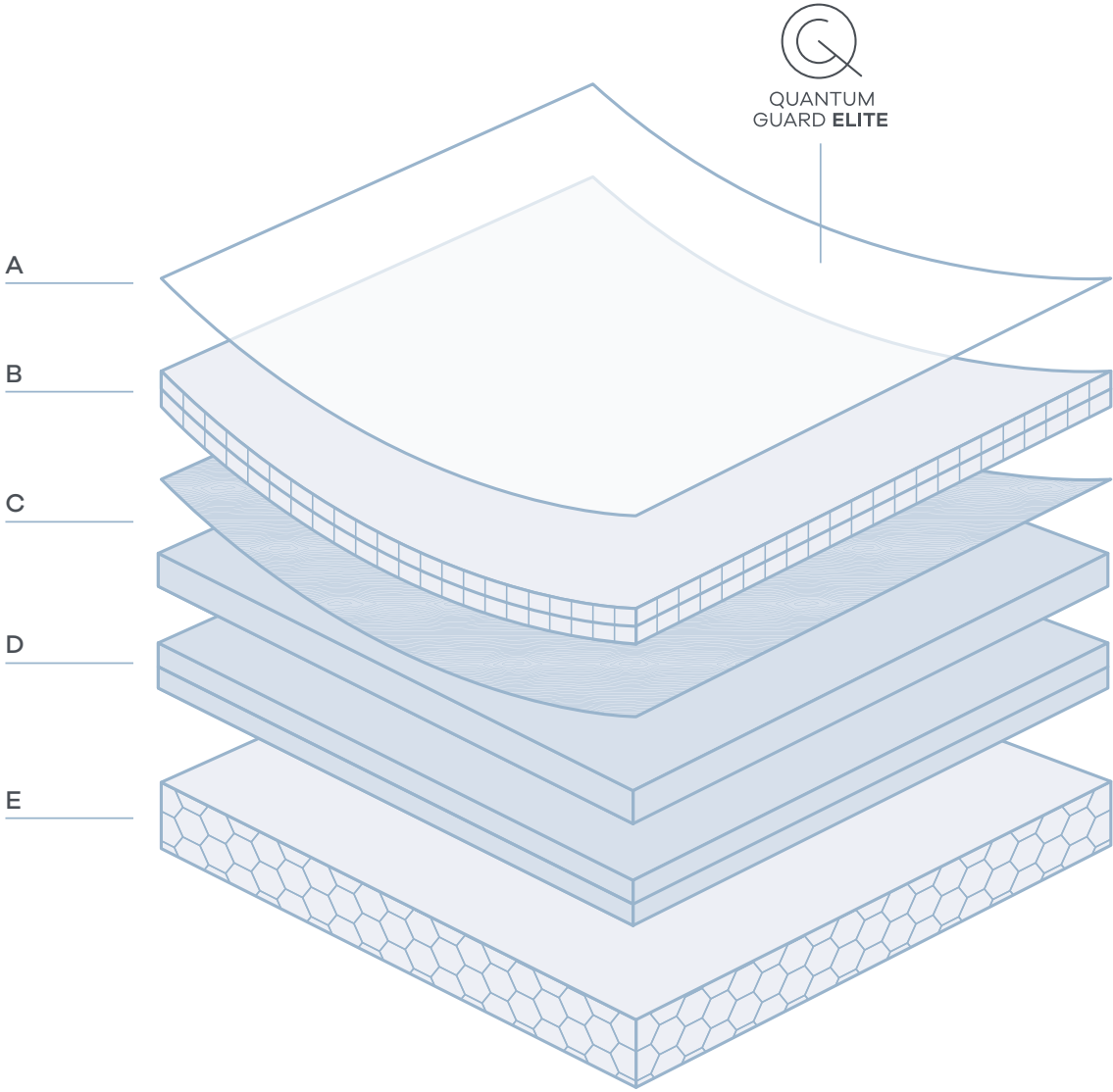
Carefully crafted print layers create the rich detailed designs unique to the Signature collection.

D. Backing layer

The foundation of the product which provides long-lasting stability. Contains up to 30% recycled pre-consumer content.

E. Acoustic backing layer (optional)

A 1 mm layer that provides impact sound reduction of up to 18 dB.



Product Availability / Wood

Size & Specification

*First surface texture shown in this column is the recommended finish for the product. Second surface texture option is available with a minimum order of 200 m² except for Trace.

- BW Barnwood
- T Tick
- RW Rustic Wood
- NW Natural Wood
- EP Earthen Plaster

Size & Specification				Straight Grain					Planks					Cross Grain	Design Options								
				Tiles																			
Product Name	Product Code	Surface Textures*	Price Point	152.4 x 4572 mm (6" x 18")	304.8 x 304.8 mm (12" x 12")	304.8 x 4572 mm (12" x 18")	4572 x 4572 mm (18" x 18")	304.8 x 609.6 mm (12" x 24")	Xtra 4572 x 914.4 mm (18" x 36")	Xtra 184.2 x 1219.2 mm (7.25" x 48")	Xtra 228.6 x 1219.2 mm (9" x 48")	76.2 x 914.4 mm (3" x 36")	114.3 x 914.4 mm (4.5" x 36")	152.4 x 914.4 mm (6" x 36")	4572 mm (18") and 914.4 mm (36") in length	6096 mm (24") and 1219.2 mm (48") in length	Stripping	Cross Grain Stripping	Amtico Standard Laying Patterns	Designers' Choice / Endless Possibilities	Borders & Motifs	Must be installed with stripping	Can be installed tessellated
Aged Oak	AROW7710	BW / T	Standard							•	•	•	•	•			•	•	•	•	•		•
Alpine Oak	AROW8330	RW / NW	Standard							•	•	•	•	•	•		•	•	•	•	•		
American Cherry	AROW7450	T	Standard									•	•	•			•	•	•	•	•		•
American Oak	AROW7050	T / BW	Standard							•		•	•	•			•	•	•	•	•		•
Antique Wood	AROW7190	T / BW	Standard									•	•	•			•	•	•	•	•		•
Applewood	AROW7740	T	Standard							•	•	•	•	•			•	•	•	•	•		•
Ashdown Plum	AROW8000	T	Standard							•	•	•	•	•			•	•	•	•	•		•
Aspen Oak	AROW8310	RW / NW	Standard							•	•	•	•	•			•	•	•	•	•		
Aurora Grain	AROW8290	NW	Standard							•	•	•	•	•	•		•	•	•	•	•		
Blonde Oak	AROW7460	T	Standard									•	•	•			•	•	•	•	•		•
Bordeaux Oak	AROW8450	RW / NW	Standard							•	•	•	•	•	•		•	•	•	•	•		
Brushed Oak	AROW7910	BW / T	Standard							•	•	•	•	•			•	•	•	•	•		•
Chalked Pine	AROW7750	T	Standard							•	•	•	•	•			•	•	•	•	•		•
Chateau Oak	AROW7980	T / BW	Standard							•	•	•	•	•			•	•	•	•	•		•
Cirrus Air	AROW8100	T	Standard	•	•		•	•	•	•	•		•	•			•	•	•	•	•		•
Cirrus Dawn	AROW8070	T	Standard	•	•		•	•	•	•	•		•	•			•	•	•	•	•		•
Cirrus Mist	AROW8110	T	Standard	•	•		•	•	•	•	•		•	•			•	•	•	•	•		•
Cirrus Shadow	AROW8080	T	Standard	•	•		•	•	•	•	•		•	•			•	•	•	•	•		•
Cirrus Twilight	AROW8090	T	Standard	•	•		•	•	•	•	•		•	•			•	•	•	•	•		•
Classic Oak	AROW7430	T / BW	Standard									•	•	•			•	•	•	•	•		•
Classic Walnut	AROW7610	T	Standard							•	•	•	•	•			•	•	•	•	•		•
Cornish Oak	AROW8150	T / BW	Standard							•	•	•	•	•			•	•	•	•	•		•
Dark Walnut	AROW7700	T	Standard							•	•	•	•	•			•	•	•	•	•		•
Dockland Oak	AROW8350	RW	Standard							•	•	•	•	•	•		•	•	•	•	•		
Dry Teak	AROW7810	T / BW	Standard							•	•	•	•	•			•	•	•	•	•		•
Farmhouse Oak	AROW7630	T / BW	Standard							•	•	•	•	•			•	•	•	•	•		•
French Oak	AROW7830	BW / T	Standard							•	•	•	•	•			•	•	•	•	•		•
Fresh Oak	AROW7440	T / BW	Standard									•	•	•			•	•	•	•	•		•
Fumed Oak	AROW7900	BW / T	Standard							•	•	•	•	•			•	•	•	•	•		•
Fused Birch	AROW7500	T	Standard		•		•			•	•	•	•	•	•			•	•	•	•		•
Galleon Oak	AROW8170	T / BW	Standard							•	•	•	•	•			•	•	•	•	•		•
Golden Oak	AROW7510	T / BW	Standard							•	•	•	•	•			•	•	•	•	•		•
Grande Pecan	AROW7850	T / BW	Standard							•	•	•	•	•			•	•	•	•	•		•
Halo Pine	AROW8250	NW	Standard							•	•	•	•	•	•		•	•	•	•	•		
Harbour Pine	AROW7990	BW / T	Standard							•	•	•	•	•			•	•	•	•	•		•
Industrial Oak	AROW8340	RW	Standard							•	•	•	•	•	•		•	•	•	•	•		
Ink Wash Wood	AROW8230	T	Standard							•	•	•	•	•			•	•	•	•	•		•
Light Cherry	AROW7060	T	Standard									•	•	•			•	•	•	•	•		•
Lime Washed Wood	AROW7660	T / BW	Standard							•	•	•	•	•			•	•	•	•	•		•
Limed Grey Wood	AROW7670	T / BW	Standard							•	•	•	•	•			•	•	•	•	•		•
Lock Oak	AROW8360	RW	Standard							•	•	•	•	•	•		•	•	•	•	•		
Lunar Pine	AROW8260	NW	Standard							•	•	•	•	•	•		•	•	•	•	•		
Manor Oak	AROW7970	T / BW	Standard							•	•	•	•	•			•	•	•	•	•		•
Merbau	AROW7590	T	Standard							•	•	•	•	•			•	•	•	•	•		•
Natural Limed Wood	AROW7690	T / BW	Standard							•	•	•	•	•			•	•	•	•	•		•
Neutral Pine	AROW7770	T / BW	Standard							•	•	•	•	•			•	•	•	•	•		•
Nomad Oak	AROW8140	BW / T	Standard							•	•	•	•	•			•	•	•	•	•		•
Oiled Pine	AROW7760	T / BW	Standard							•	•	•	•	•			•	•	•	•	•		•
Pacific Grain	AROW8280	NW	Standard							•	•	•	•	•	•		•	•	•	•	•		
Parisian Pine	AROW7860	T / BW	Standard							•	•	•	•	•			•	•	•	•	•		•
Pearl Wash Wood	AROW8220	T	Standard							•	•	•	•	•			•	•	•	•	•		•
Pier Oak	AROW7890	BW / T	Standard							•	•	•	•	•			•	•	•	•	•		•
Pilgrim Oak	AROW8130	BW / T	Standard							•	•	•	•	•			•	•	•	•	•		•
Priory Oak	AROW7200	T / BW	Standard									•	•	•			•	•	•	•	•		•

All standard Signature products are Quantum Guard Elite coated and bevelled as standard. Please note all sizes and availability are correct at the time of press. The surface texture on Signature 36+ products differs from standard Signature products due to the inclusion of slip-resistant particles. Earthen Plaster has been designed to bring significant variation in surface texture across the product, resulting in an authentic feeling floor. For more information and samples please speak to your Area Sales Manager.

Product Availability / Wood Cont.

Size & Specification

*First surface texture shown in this column is the recommended finish for the product. Second surface texture option is available with a minimum order of 200 m² except for Trace.

- BW Barnwood
- T Tick
- RW Rustic Wood
- NW Natural Wood
- EP Earthen Plaster

Size & Specification				Straight Grain Tiles					Planks					Cross Grain	Design Options									
*First surface texture shown in this column is the recommended finish for the product. Second surface texture option is available with a minimum order of 200 m² except for Trace. BW Barnwood T Tick RW Rustic Wood NW Natural Wood EP Earthen Plaster				152.4 x 4572 mm (6' x 18")	304.8 x 304.8 mm (12" x 12")	304.8 x 4572 mm (12" x 18")	4572 x 4572 mm (18" x 18")	304.8 x 609.6 mm (12' x 24")	Xtra 4572 x 914.4 mm (18" x 36")	Xtra 184.2 x 1219.2 mm (725" x 48")	Xtra 228.6 x 1219.2 mm (9" x 48")	762 x 914.4 mm (3' x 36")	114.3 x 914.4 mm (4.5' x 36")	152.4 x 914.4 mm (6' x 36")	4572 mm (18") and 914.4 mm (36") in length	609.6 mm (24") and 1219.2 mm (48") in length	Stripping	Cross Grain Stripping	Antico Standard Laying Patterns	Designers' Choice / Endless Possibilities	Borders & Motifs	Must be installed with stripping	Can be installed tessellated	
Product Name	Product Code	Surface Textures*	Price Point																					
Quill Gesso	AROW8060	T	Standard		•		•			•	•	•	•	•	•		•	•	•	•	•	•		
Quill Kohl	AROW8050	T	Standard		•		•			•	•	•	•	•	•		•	•	•	•	•	•		
Quill Sable	AROW8040	T	Standard		•		•			•	•	•	•	•	•		•	•	•	•	•	•		
Reclaimed Oak	AROW7870	BW / T	Standard							•	•	•	•	•			•	•	•	•	•	•		
Regency Walnut	AROW8200	T	Standard							•	•	•	•	•			•	•	•	•	•	•		
Rosewood	AROW7070	T	Standard									•	•	•			•	•	•	•	•	•		
Rotterdam Oak	AROW8440	RW / NW	Standard							•	•	•	•	•	•		•	•	•	•	•			
Salted Oak	AROW8210	BW / T	Standard							•	•	•	•	BW / T			•	•	•	•	•	•		
Sanctuary Grain	AROW8270	NW	Standard							•	•	•	•	•	•		•	•	•	•	•			
Script Maple Rum	AROW7920	T	Standard							•	•	•	•				•	•	•	•	•	•		
Script Maple Silver	AROW8120	T	Standard							•	•	•	•	•			•	•	•	•	•	•		
Shibori Jasmine	AROW7800	T	Standard							•	•	•	•	•	•		•	•	•	•	•	•		
Shibori Lapsang	AROW7790	T	Standard							•	•	•	•	•	•		•	•	•	•	•	•		
Shibori Sencha	AROW7780	T	Standard							•	•	•	•	•	•		•	•	•	•	•	•		
Shore Oak	AROW8180	T / BW	Standard							•	•	•	•	•			•	•	•	•	•	•		
Solar Pine	AROW8240	NW	Standard							•	•	•	•	•	•		•	•	•	•	•			
Sugar Maple	AROW8020	T	Standard							•	•	•	•	•			•	•	•	•	•	•		
Teak	AROW6990	T / BW	Standard							•	•	•	•	•			•	•	•	•	•	•		
Toulouse Oak	AROW8430	RW / NW	Standard							•	•	•	•	•	•		•	•	•	•	•			
Trace Ferric	AROW8380	BW / EP	Standard	•		•				•	•		•	•	•		•	•	•	•	•	•		
Trace Kaolin	AROW8390	BW / EP	Standard	•		•				•	•		•	•	•		•	•	•	•	•	•		
Trace Petrify	AROW8410	BW / EP	Standard	•		•				•	•		•	•	•		•	•	•	•	•	•		
Trace Raku	AROW8420	BW / EP	Standard	•		•				•	•		•	•	•		•	•	•	•	•	•		
Trace Scree	AROW8400	BW / EP	Standard	•		•				•	•		•	•	•		•	•	•	•	•	•		
Tranquil Grain	AROW8300	NW	Standard							•	•	•	•	•	•		•	•	•	•	•			
Union Oak	AROW8370	RW	Standard							•	•	•	•	•	•		•	•	•	•	•			
Varnished Oak	AROW7840	BW / T	Standard							•	•	•	•	•			•	•	•	•	•	•		
Verbier Oak	AROW8320	RW / NW	Standard							•	•	•	•	•	•		•	•	•	•	•			
Versailles Oak	AROW8460	RW / NW	Standard							•	•	•	•	•	•		•	•	•	•	•			
Vintage Teak	AROW7600	T	Standard							•	•	•	•	•			•	•	•	•	•	•		
Washed Teak	AROW5990	T / BW	Standard							•	•	•	•	•			•	•	•	•	•	•		
Wenge Wood	AROW7490	T	Standard							•	•	•	•	•			•	•	•	•	•	•		
Wharf Oak	AROW8190	T / BW	Standard							•	•	•	•	•			•	•	•	•	•	•		
White Oak	AROW7520	T / BW	Standard							•	•	•	•	•			•	•	•	•	•	•		
White Wash Wood	AROW7680	T / BW	Standard							•	•	•	•	•			•	•	•	•	•	•		
Wild Walnut	AROW7620	T	Standard							•	•	•	•	•			•	•	•	•	•	•		
Worn Oak	AROW7390	T / BW	Standard							•	•	•	•	•			•	•	•	•	•	•		
York Oak	AROW8160	T / BW	Standard							•	•	•	•	•			•	•	•	•	•	•		

Product Availability / Stone

Size & Specification

*First finish shown in this column is the recommended surface finish for the product. Second surface texture option is available with a minimum order of 200 m² except for Trace.

- C Ceramic
- RM Riven Marble
- EP Earthen Plaster

Size & Specification				Straight Grain Tiles					Planks					Cross Grain	Design Options						
*First finish shown in this column is the recommended surface finish for the product. Second surface texture option is available with a minimum order of 200 m² except for Tracé. C Ceramic RM Riven Marble EP Earthen Plaster																					
				152.4 x 4572 mm (6" x 18")	304.8 x 304.8 mm (12" x 12")	304.8 x 4572 mm (12" x 18")	4572 x 4572 mm (18" x 18")	304.8 x 6096 mm (12" x 24")	Xtra 4572 x 914.4 mm (18" x 36")	Xtra 184.2 x 1219.2 mm (7.25" x 48")	Xtra 228.6 x 1219.2 mm (9" x 48")	76.2 x 914.4 mm (3" x 36")	114.3 x 914.4 mm (4.5" x 36")	152.4 x 914.4 mm (6" x 36")	4572 mm (18") and 914.4 mm (36") in length	6096 mm (24") and 1219.2 mm (48") in length	Stripping	Cross Grain Stripping	Amtico Standard Laying Patterns	Designers' Choice / Endless Possibilities	Borders & Motifs
Product Name	Product Code	Surface Textures*	Price Point																		
Alchemy Atmosphere	AROAL30	C / RM	Standard	•	•	•	•	•	•							•		•	•	•	•
Alchemy Haze	AROAL14	C	Standard	•	•	•	•	•	•							•		•	•	•	•
Alchemy Storm	AROAL20	C / RM	Standard	•	•	•	•	•	•							•		•	•	•	•
Basilica Salt	AROSBS12	C	Standard	•	•	•	•	•	•							•		•	•	•	•
Basilica Shale	AROSBS31	C	Standard	•	•	•	•	•	•							•		•	•	•	•
Basilica Shell	AROSBS41	C	Standard	•	•	•	•	•	•							•		•	•	•	•
Buckland Stone	AROSST42	C / RM	Standard	•	•	•	•	•	•					•		•		•	•	•	•
Cadence Aeria	AROSPB31	C / RM	Standard	•	•	•	•	•	•		•			•		•		•	•	•	•
Cadence Dune	AROSPB44	C / RM	Standard	•	•	•	•	•	•		•					•		•	•	•	•
Cadence Montis	AROSPB22	C / RM	Standard	•	•	•	•	•	•		•			•		•		•	•	•	•
Crema Marfil	AROSMF47	C	Standard	•	•	•	•	•	•							•		•	•	•	•
Cumbrian Slate	AROSSL32	C / RM	Standard	•	•	•	•	•	•				•		•	•	•	•	•	•	•
Diffusion Blush	AROADF15	EP	Standard	•	•	•	•	•	•				•			•		•	•	•	•
Diffusion Chambray	AROADF39	EP	Standard	•	•	•	•	•	•				•			•		•	•	•	•
Diffusion Charcoal	AROADF13	EP	Standard	•	•	•	•	•	•				•			•		•	•	•	•
Diffusion Lux	AROADF38	EP	Standard	•	•	•	•	•	•				•			•		•	•	•	•
Diffusion Verdigris	AROADF81	EP	Standard	•	•	•	•	•	•				•			•		•	•	•	•
Doric Marble	AROSTV14	C	Standard	•	•	•	•	•	•					•	•	•	•	•	•	•	•
Encaustic Calcite	AROAE11	EP	Standard	•	•	•	•	•	•		•		•			•		•	•	•	•
Encaustic Jasper	AROAE145	EP	Standard	•	•	•	•	•	•		•		•			•		•	•	•	•
Encaustic Kyanite	AROAE183	EP	Standard	•	•	•	•	•	•		•		•			•		•	•	•	•
Encaustic Mineral	AROAE125	EP	Standard	•	•	•	•	•	•		•		•			•		•	•	•	•
Encaustic Tourmaline	AROAE189	EP	Standard	•	•	•	•	•	•		•		•			•		•	•	•	•
Encaustic Umber	AROAE144	EP	Standard	•	•	•	•	•	•		•		•			•		•	•	•	•
Exposed Concrete	AROSE130	C	Standard	•	•	•	•	•	•		•		•			•		•	•	•	•
Fossil Limestone	AROSFL33	C	Standard	•	•	•	•	•	•				•			•		•	•	•	•
Graphite Slate	AROSSL23	C / RM	Standard	•	•	•	•	•	•		•		•	•	•	•	•	•	•	•	•
Honed Limestone Natural	AROSLH11	C	Standard	•	•	•	•	•	•							•		•	•	•	•
Jura Grey	AROSJA34	C	Standard	•	•	•	•	•	•		•		•			•		•	•	•	•
Jura Yellow	AROSJA75	C	Standard	•	•	•	•	•	•		•		•			•		•	•	•	•
Kura Anise	AROSKU39	C	Standard	•	•	•	•	•	•		•		•			•		•	•	•	•
Kura Caraway	AROSKU38	C	Standard	•	•	•	•	•	•		•		•			•		•	•	•	•
Kura Cassia	AROSKU41	C	Standard	•	•	•	•	•	•		•		•			•		•	•	•	•
Kura Fennel	AROSKU34	C	Standard	•	•	•	•	•	•		•		•			•		•	•	•	•
Kura Juniper	AROSKU42	C	Standard	•	•	•	•	•	•		•		•			•		•	•	•	•
Kura Kala	AROSKU31	C	Standard	•	•	•	•	•	•		•		•			•		•	•	•	•
Kura Opium	AROSKU49	C	Standard	•	•	•	•	•	•		•		•			•		•	•	•	•
Limestone	AROSLK14	C	Standard	•	•	•	•	•	•							•		•	•	•	•
Lulworth Stone	AROSST41	C / RM	Standard	•	•	•	•	•	•				•			•		•	•	•	•
Mirabelle Bleu	AROSMB34	C	Standard	•	•	•	•	•	•		•					•		•	•	•	•
Mirabelle Creme	AROSMB14	C	Standard	•	•	•	•	•	•		•		•			•		•	•	•	•
Modernist Atrium	AROAMN81	EP	Standard	•	•	•	•	•	•				•			•		•	•	•	•
Modernist Frame	AROAMN30	EP	Standard	•	•	•	•	•	•				•			•		•	•	•	•
Modernist Lintel	AROAMN31	EP	Standard	•	•	•	•	•	•				•			•		•	•	•	•
Modernist Spire	AROAMN38	EP	Standard	•	•	•	•	•	•				•			•		•	•	•	•
Modernist Vault	AROAMN13	EP	Standard	•	•	•	•	•	•				•			•		•	•	•	•
Riverstone Chalk	AROSRS14	C / RM	Standard		•	•	•	•	•		•	•		•	•	•	•	•	•	•	•
Riverstone Tundra	AROSRS40	C / RM	Standard		•	•	•	•	•				•	•		•	•	•	•	•	•
Stria Ash	AROSMS13	C / RM	Standard	•	•	•	•	•	•		•		•	•		•		•	•	•	•
Stria Basalt	AROSMS43	C / RM	Standard	•	•	•	•	•	•		•		•	•		•		•	•	•	•
Stria Lava	AROSMS44	C / RM	Standard	•	•	•	•	•	•				•	•		•		•	•	•	•
Stria Rock	AROSMS33	C / RM	Standard	•	•	•	•	•	•				•	•		•		•	•	•	•
Stria Sand	AROSMS47	C / RM	Standard	•	•	•	•	•	•				•	•		•		•	•	•	•
Stria Sediment	AROSMS14	C / RM	Standard	•	•	•	•	•	•				•	•		•		•	•	•	•
Stria Volcanic	AROSMS42	C / RM	Standard	•	•	•	•	•	•		•		•	•		•		•	•	•	•

All standard Signature products are Quantum Guard Elite coated and bevelled as standard. Please note all sizes and availability are correct at the time of press. The surface texture on Signature 36+ products differs from standard Signature products due to the inclusion of slip-resistant particles. Earthen Plaster has been designed to bring significant variation in surface texture across the product, resulting in an authentic feeling floor. For more information and samples please speak to your Area Sales Manager.

Product Availability / Stone Cont.

Size & Specification

*First finish shown in this column is the recommended surface finish for the product. Second surface texture option is available with a minimum order of 200 m² except for Trace.

- C Ceramic
- RM Riven Marble
- EP Earthen Plaster

Size & Specification

*First finish shown in this column is the recommended surface finish for the product. Second surface texture option is available with a minimum order of 200 m² except for Trace.

C Ceramic

RM Riven Marble

EP Earthen Plaster

Product Name

Product Code

Surface Textures*

Price Point

152.4 x 4572 mm (6" x 18")

304.8 x 304.8 mm (12" x 12")

304.8 x 4572 mm (12" x 18")

4572 x 4572 mm (18" x 18")

304.8 x 6096 mm (12" x 24")

Xtra 4572 x 914.4 mm (18" x 36")

Xtra 184.2 x 1219.2 mm (7.25" x 48")

Xtra 228.6 x 1219.2 mm (9" x 48")

76.2 x 914.4 mm (3" x 36")

114.3 x 914.4 mm (4.5" x 36")

152.4 x 914.4 mm (6" x 36")

4572 mm (18") and 914.4 mm (36") in length

6096 mm (24") and 1219.2 mm (48") in length

Stripping

Cross Grain Stripping

Amtico Standard Laying Patterns

Designers' Choice / Endless Possibilities

Borders & Motifs

Must be installed with stripping

Can be installed tessellated

Stucco Cave

AR0AUC13

EP

Standard

•

•

•

•

•

•

•

•

•

•

•

Stucco Clay

AR0AUC47

EP

Standard

•

•

•

•

•

•

•

•

•

•

•

Stucco Flax

AR0AUC39

EP

Standard

•

•

•

•

•

•

•

•

•

•

•

Stucco Hay

AR0AUC17

EP

Standard

•

•

•

•

•

•

•

•

•

•

•

Stucco Indigo

AR0AUC91

EP

Standard

•

•

•

•

•

•

•

•

•

•

•

Stucco Pebble

AR0AUC38

EP

Standard

•

•

•

•

•

•

•

•

•

•

•

Stucco Putty

AR0AUC30

EP

Standard

•

•

•

•

•

•

•

•

•

•

•

Stucco Quartz

AR0AUC15

EP

Standard

•

•

•

•

•

•

•

•

•

•

•

Stucco Sage

AR0AUC81

EP

Standard

•

•

•

•

•

•

•

•

•

•

•

Tempus Echo

AR0STE13

C

Standard

•

•

•

•

•

•

•

•

•

•

•

•

•

•

•

Tempus Embrace

AR0STE30

C

Standard

•

•

•

•

•

•

•

•

•

•

•

•

•

•

•

Tempus Harmony

AR0STE41

C

Standard

•

•

•

•

•

•

•

•

•

•

•

•

•

•

•

Tempus Pause

AR0STE37

C

Standard

•

•

•

•

•

•

•

•

•

•

•

•

•

•

•

Tempus Restore

AR0STE29

C

Standard

•

•

•

•

•

•

•

•

•

•

•

•

•

•

•

Tempus Soothe

AR0STE31

C

Standard

•

•

•

•

•

•

•

•

•

•

•

•

•

•

•

Travertine Honey

AR0STV32

C

Standard

•

•

•

•

•

•

•

•

•

•

•

•

•

Travertine Romano

AR0STV33

C

Standard

•

•

•

•

•

•

•

•

•

•

•

•

•

•

Welsh Slate

AR0SSL21

RM

Standard

•

•

•

•

•

•

•

•

•

•

•

•

Worn Concrete

AR0STL39

C

Standard

•

•

•

•

•

•

•

•

•

•

Product Availability / Abstract

Size & Specification

*First finish shown in this column is the recommended surface finish for the product. Second surface texture option is available with a minimum order of 200 m² except for Trace.

- C Ceramic
- RM Riven Marble
- T Tick
- EP Earthen Plaster
- LD Light Dimple
- D Dimple

Size & Specification				Straight Grain						Planks					Cross Grain	Design Options							
				Tiles												Options							
				152.4 x 4572 mm (6" x 18")	304.8 x 304.8 mm (12" x 12")	304.8 x 4572 mm (12" x 18")	457.2 x 457.2 mm (18" x 18")	304.8 x 609.6 mm (12" x 24")	Xtra 457.2 x 914.4 mm (18" x 36")	Xtra 184.2 x 1219.2 mm (7.25" x 48")	Xtra 228.6 x 1219.2 mm (9" x 48")	76.2 x 914.4 mm (3" x 36")	114.3 x 914.4 mm (4.5" x 36")	152.4 x 914.4 mm (6" x 36")	457.2 mm (18") and 914.4 mm (36") in length	609.6 mm (24") and 1219.2 mm (48") in length	Stripping	Cross Grain Stripping	Amtico Standard Laying Patterns	Designers' Choice / Endless Possibilities	Borders & Motifs	Must be installed with stripping	Can be installed tessellated
*First finish shown in this column is the recommended surface finish for the product. Second surface texture option is available with a minimum order of 200 m² except for Trace.																							
C Ceramic	RM Riven Marble	T Tick	EP Earthen Plaster	LD Light Dimple	D Dimple																		
Product Name	Product Code	Surface Textures*	Price Point																				
Back to Black Vamp	AROABB22	T	Advanced		*	*				*	*	*	*	*	*		*	*	*	*	*		*
Back to Black Envy	AROABB28	T	Advanced		*	*				*	*	*	*	*	*		*	*	*	*	*		*
Bangkok	AROACF59	C	Advanced	*	*	*	*	*	*			*	*	*			*		*	*	*		
Chroma Black	AROACH22	C	Standard	*			*	*	*		*			*	*		*	*	*	*	*		
Chroma Blue	AROACH99	C	Standard	*			*	*	*		*			*	*		*	*	*	*	*		
Chroma Gold	AROACH79	C	Standard	*			*	*	*		*			*	*		*	*	*	*	*		
Composite Calcium	AROSGN11	C	Advanced	*	*	*	*	*	*					*			*		*	*	*		
Composite Flint	AROSGN32	C	Advanced	*	*	*	*	*	*					*			*		*	*	*		
Composite Pumice	AROSGN31	C	Advanced	*	*	*	*	*	*					*			*		*	*	*		
Dublin	AROACF83	C	Advanced	*	*	*	*	*	*			*	*	*			*		*	*	*		
Equator Flow	AROAEQ13	C	Standard				*		*						*	*	*	*	*	*	*		*
Equator Tide	AROAEQ40	C	Standard				*		*						*	*	*	*	*	*	*		*
Equator Wave	AROAEQ39	C	Standard				*		*						*	*	*	*	*	*	*		*
Fragment Abyss	AROSFR22	RM	Advanced	*	*		*	*	*					*			*		*	*	*		
Fragment Astro	AROSFR33	RM	Advanced	*	*		*	*	*					*			*		*	*	*		
Fragment Comet	AROSFR78	RM	Advanced	*	*		*	*	*					*			*		*	*	*		
Fragment Nova	AROSFR11	RM	Advanced	*	*		*	*	*					*			*		*	*	*		
Glint Orb	AROAGG11	C	Advanced	*	*	*	*	*	*					*			*		*	*	*		
Glint Void	AROAGG22	C	Advanced	*	*	*	*	*	*					*			*		*	*	*		
Helsinki	AROACF90	C	Advanced	*	*	*	*	*	*			*	*	*			*		*	*	*		
Infinity Pulse	ARO2048	C	Advanced	*	*	*	*	*	*		*	*		*	*		*	*	*	*	*		*
Infinity Spark	ARO2131	C	Advanced	*	*	*	*	*	*		*	*		*	*		*	*	*	*	*		*
Infinity Strobe	ARO3120	C	Advanced	*	*	*	*	*	*		*	*		*	*		*	*	*	*	*		*
Linear Chalk	AROALA11	C	Standard		*	*	*	*	*					*	*		*	*	*	*	*		*
Linear Graphite	AROALA33	C	Standard		*	*	*	*	*					*	*		*	*	*	*	*		*
Linear Metallic Spice	AROALA24	C	Standard		*	*	*	*	*					*	*		*	*	*	*	*		*
Linear Metallic Steel	AROALA21	C	Standard		*	*	*	*	*					*	*		*	*	*	*	*		*
Marcasite	AROAMR30	LD	Advanced		*		*										*					*	
Marrakech	AROACF51	C	Advanced	*	*	*	*	*	*			*	*	*			*		*	*	*		
Metal Foil	AROAME31	D	Advanced	*	*	*	*	*	*								*		*	*	*		
Metal Gold Leaf	AROAME71	D	Advanced	*	*	*	*	*	*								*		*	*	*		
Metal Pewter	AROAME39	D	Advanced	*	*	*	*	*	*								*		*	*	*		
Metal Shot	AROAME33	D	Advanced	*	*	*	*	*	*								*		*	*	*		
Metal Tin	AROAME32	D	Advanced	*	*	*	*	*	*								*		*	*	*		
Mica Mix Earth	AROSMM44	C	Advanced	*	*	*	*	*						*			*		*	*	*		
Mica Mix Eggshell	AROSMM41	C	Advanced	*	*	*	*	*						*			*		*	*	*		
Mumbai	AROACF98	C	Advanced	*	*	*	*	*	*			*	*	*			*		*	*	*		
Napoli	AROACF75	C	Advanced	*	*	*	*	*	*			*	*	*			*		*	*	*		
Paris	AROACF92	C	Advanced	*	*	*	*	*	*			*	*	*			*		*	*	*		
Patina Atom	AROAPT33	C	Standard	*	*	*	*	*	*			*	*	*			*		*	*	*		*
Patina Smalt	AROAPT22	C	Standard	*	*	*	*	*	*			*	*	*			*		*	*	*		*
Patina Vapour	AROAPT31	C	Standard	*	*	*	*	*	*			*	*	*			*		*	*	*		*
Rio	AROACF56	C	Advanced	*	*	*	*	*	*			*	*	*			*		*	*	*		
Seoul	AROACF84	C	Advanced	*	*	*	*	*	*			*	*	*			*		*	*	*		
Sevilla	AROACF64	C	Advanced	*	*	*	*	*	*			*	*	*			*		*	*	*		
Shimmer Denim	AROASE39	C	Advanced	*	*	*	*	*	*			*					*		*	*	*		
Shimmer Felt	AROASE34	C	Advanced	*	*	*	*	*	*			*					*		*	*	*		
Shimmer Metal	AROASE33	C	Advanced	*	*	*	*	*	*			*					*		*	*	*		
Umbra Dusk	AROAU24	C	Standard	*	*	*	*	*	*					*	*	*	*	*	*	*	*		*
Umbra Eclipse	AROAU33	C	Standard	*	*	*	*							*	*	*	*	*	*	*	*		*
Umbra Veil	AROAU13	C	Standard	*	*	*	*		*					*	*	*	*	*	*	*	*		*

Packaging Information (Standard Amtico Signature)

	76.2 x 914.4 mm	114.3 x 914.4 mm	152.4 x 4572 mm	152.4 x 914.4 mm	Xtra 184.2 x 1219.2 mm	Xtra 228.6 x 1219.2 mm	304.8 x 304.8 mm	304.8 x 4572 mm	304.8 x 609.6 mm	4572 x 4572 mm	Xtra 4572 x 914.4 mm
Plank/tile per box	60	40	60	30	19	16	45	30	23	20	10
M² per box	4.18	4.18	4.18	4.18	4.236	4.454	4.18	4.18	4.273	4.18	4.18
Weight (kg) per box	13.5	13.5	13.3	13.5	13.7	14.4	13.5	13.8	13.5	13.5	13.5
Boxes per pallet	48	48	48	48	48	48	48	48	48	48	48
M² per pallet	200.64	200.64	200.64	200.64	203.328	213.792	200.64	200.64	205.104	200.64	200.64
Weight (kg) per pallet	640	640	640	640	660	690	640	640	665	640	640

All standard Signature products are Quantum Guard Elite coated and bevelled as standard. Please note all sizes and availability are correct at the time of press. The surface texture on Signature 36+ products differs from standard Signature products due to the inclusion of slip-resistant particles. Earthen Plaster has been designed to bring significant variation in surface texture across the product, resulting in an authentic feeling floor. For more information and samples please speak to your Area Sales Manager.

The Signature Collection has been designed for straightforward installation. Make your Signature statement by following these floor preparation and installation guidelines.



Intended Use

- Amtico Signature products are recommended for use over properly prepared concrete, suspended wood, metal and other suitable substrates.
- Do not install Amtico Signature products until the subfloor is prepared and the work of all other trades is complete.
- Amtico Signature products can be used with radiant under-floor heating systems, but note that the surface temperature of the subfloor must not exceed 27°C (81°F).
- Amtico Signature products are not intended for outside use.

Material Receiving, Handling & Storage

- Ensure materials delivered are the correct style, colour, shade and quantity; check tiles for visual defects.
- Report discrepancies immediately.

Jobsite Testing & Subfloor Preparation

- The building must be sealed with stable environmental conditions.
- Subfloor must be clean (free of dirt, old adhesives, paint, grease, wax or other contaminants that may stain or prevent adhesion), smooth, flat, sound, fit for purpose and free of movement and excess moisture.
- Test concrete for moisture content (country specific) or relative humidity in accordance with national regulations.
- Readings above the maximum permitted require the use of a surface damp proof membrane or adequate time for the floor to dry to an acceptable standard. Record test results and corrective action(s). Documentation is required for processing claims.
- Bring the subfloor to an acceptable condition using appropriate smoothing and levelling compounds. For wood subfloors use approved underlayment panels. Install surface preparation materials according to the manufacturers’ instructions and ensure a smooth surface to prevent any irregularities or roughness from telegraphing through the new flooring.

Installation Procedures

- Inspect each tile for visual defects before installing.
- Installation of flooring implies acceptance of materials.
- Acclimatise Amtico Signature products, adhesive and subfloor to a stable condition between 18°C-27°C (64°F-81°F) for a minimum of 24 hours before, during and after installation. For best results and in particular when extreme temperature conditions exist, increase the acclimatisation to a minimum of 48 hours.
- Apply recommended Amtico adhesive according to label instructions. Adhesive selection should be appropriate to site conditions – see adhesive labels for more detailed information. Amtico will not be held responsible for any installation complaints if a non-recommended adhesive is used.
- The floor must be rolled using a 45 kg three-section roller in both directions.
- The finished floor should be protected from point loads and heavy traffic for 24 hours after installation and should not be washed for 48 hours.

Routine Maintenance

- Daily sweep or dust mop the floor and clean up all spills immediately.
- Perform damp mopping or machine cleaning (<450 rpm) as necessary. For routine everyday cleaning, use Amtico Maintainer or equivalent.
- When machine cleaning, use a 3M red pad or equivalent.
- Avoid cleaners that contain abrasives or solvents that may permanently damage the floor.

Periodic Maintenance

- Use stripper to remove ground in-dirt and old or worn coats of dressing.
- Dressings can be applied if desired or as necessary. Follow the instructions for proper usage and application.

Caution

When kept clean and dry, Amtico Signature products have excellent slip-resistant properties. However, in common with other smooth floor coverings, water, other liquids, grease and other contaminants on the surface of the floor can make them slippery.

For further technical information please visit amtico.com/commercial/technical

Amtico SF Adhesive

An EC1 Plus-certified, water-based acrylic adhesive with a working time of up to one hour, recommended for use in all areas except those subject to heat and moisture. 2.5, 5 and 15 litres

Amtico PS Adhesive

PS Adhesive is an EC1 Plus-certified water-based acrylic adhesive that has an extended working time of up to three hours and is recommended for all areas except those subject to heat or moisture. 3, 6 and 14kgs

Amtico HT Adhesive

HT Adhesive is a single-part, wet-set, water-based acrylic adhesive that has very good temperature resistance. It has a working time of up to 30 minutes and is classified as EC1 Plus. It is recommended for areas subject to some heat variations, such as conservatories and areas receiving direct sunlight. It is also suitable for use where underfloor heating has been installed. 5 and 15 litres

Amtico HT Extra Adhesive

An EC1 Plus-certified single-part, water-based acrylic adhesive that has very good temperature resistance and improved grab, with a working time of up to 20 minutes. Recommended for areas subject to some heat variations, such as conservatories and adjacent to sunny windows. It is also suitable for use where underfloor heating has been fitted. 6 and 14kg

Amtico Universal 2-Part Adhesive

Universal 2-Part Adhesive is a wet-set adhesive that can be used for bonding Amtico Design Tile products in wet areas such as bathrooms.

It may also be used for high-temperature areas. Universal 2-Part has a working time of 40-60 minutes, is entirely solvent free and classified as EC1 Plus with respect to very low VOC emissions. 6kg

Use of Amtico Adhesives

Follow the instructions on the labelling, paying particular attention to the pot life and working times. Spread adhesives evenly using an A2 trowel. Do not use worn trowels. Only spread sufficient adhesive that can be covered within the recommended open time. The tiles should be rolled with a 45kg roller as soon as possible after installing and before the adhesive sets; timing will depend on site conditions and adhesive selection. Always clean away excess adhesive before it is allowed to dry; use a soft cloth moistened with adhesive remover.

Wear and Care Advice

Product Care

- Avoid using aerosol sprays and other silicone-based products as overspray can leave a residue and make the floor slippery.
- Use entrance matting at all external doorways. This will help reduce the chance of water, excess grit, dirt, small stones and other debris being walked onto the floor. Some rubber-backed matting can cause permanent staining.
- Spillages should be wiped up immediately. Residues of oils and greases are potential slip hazards; the affected area should be cleaned thoroughly with a neutral cleaner.
- Avoid contact with rubber, asphalt, some paints and shoe polishes, which can potentially stain the floor.
- Do not allow cigarettes, matches or other hot items to be deposited on the floor as permanent damage is likely to occur.
- Do not use steam mops as these may damage the tiles or cause adhesives to fail.

- Amtico products have good scratch-resistance properties. However sharp edges on some items of furniture can damage your floor. Care should also be taken when using vacuum cleaners, as they may scratch the floor.
- The use of furniture cups, felt pads or glides are essential to help reduce the risk of your floor being scratched.
- Do not drag heavy items of furniture across the floor as this will result in serious scratch marks. Care should be taken with a new floor when furniture and other appliances are being fitted or placed back into the space.
- Castors, furniture cups and other means of load spreading will help reduce the risk of indentation to the floor when used under heavy load-bearing furniture and appliances.

Accreditations

Our ethos is to combine creativity and innovation with the highest levels of quality – design, manufacturing, product and service.

	Amtico Signature has been certified to achieve the M1 building materials emissions classification for indoor air quality from the Finnish Information Foundation RTS.		Amtico Signature products have been UPEC classified, therefore conforming to local French legislation.
	Amtico is a member of the professional association for flexible floor covering manufacturers in Germany.		The CE mark is a confirmation by Amtico that our products are in compliance with European health, safety and environmental requirements (as required by Council Directive 89/106/EEC and detailed in EN 14041).
	Our quality system complies with BS EN ISO 9001 and is certified by LRQA.		Amtico International GmbH is a member of the DGNB German Sustainable Building Council.
	Amtico Signature products are third-party certified for low-VOC emissions contributing towards good indoor air quality.		Amtico products comply with BSI ISO 14001 environmental standards.
	Amtico Signature products are manufactured using both phthalate-free and bio-based plasticisers except for recycled content.		SOL PVC Pro is the French professional organisation of PVC flooring manufacturers; standing for their shared values and commitments related to environment, comfort, regulation and communication.
	Amtico Signature complies with Indoor Air Comfort Gold version 6.0 and is certified as a low-emissions product contributing to a healthy indoor environment.		Amtico International partenaire de Sols Pvc^{PRO}



Amtico UK & European Sales

Solar Park Southside
Solihull, West Midlands
B90 4SH, UK
+44 (0) 121 745 0800
samples@amtico.com

Amtico Head Office

Kingfield Road
Coventry
CV6 5AA, UK
+44 (0) 24 7686 1400
samples@amtico.com

Amtico International Germany

Im Taubental 11
41468 Neuss, Germany
+49 (0) 2131 359 16 0
info@amtico.de

Amtico International France

12 Rue Pernelle
75004 Paris, France
+33 (0) 1 55 38 95 70
info@amtico.fr

Amtico International Scandinavia

Isafjordsgatan 22
164 40 Kista, Sweden
+46 (0) 8 584 233 24
info@amtico.se

Amtico International HK Ltd

Rm 2003
20/F OfficePlus @ Wan Chai
303 Hennessy Rd, Hong Kong
+852 2327 7703
samples@amtico.com

Amtico International Middle East, Africa & India

8th Floor
Building Number 2
J&G DMCC, Dubai, UAE
+971 (0) 50 192 33 46
samples@amtico.com

Amtico International Australia & New Zealand

PO Box 752
Jimboomba
QLD 4280, Australia
+61 (0) 477708418
australia.orders@amtico.com

amtico.com

Visit amtico.com for more information on our product range, inspiring ideas, maintenance and installation advice. Every effort is made to achieve accurate reproduction of products in this brochure, however printing limitations can be misleading. Selection of products should be made from actual samples. Samples are small pieces cut from standard tiles. They give only a general indication of the design. Tone and shading can vary slightly from batch to batch and it is not possible to guarantee that the sample will exactly match the material supplied. The policy of the Company is one of continuous development and improvement and the right is reserved to add or delete from the range or change patterns without prior notification. All metric sizes are rounded. All products are manufactured in line with EN ISO 10582 and EN1307. Brochure correct at the time of printing.

