

EXPERT 17 brushes

Recommended for...

high LEVEL OF TRANSIT

- medium-sized companies
- supermarkets

TRAFFIC

- pedestrian
- wheel chairs

AREA


- outdoor roofed
- outdoor

TYPE OF DIRT

- coarse ★★★★★
- fine ★★★
- moisture ★

Brush upper infill is only available in black

Brushes colours




rexmat

Highlights (I)



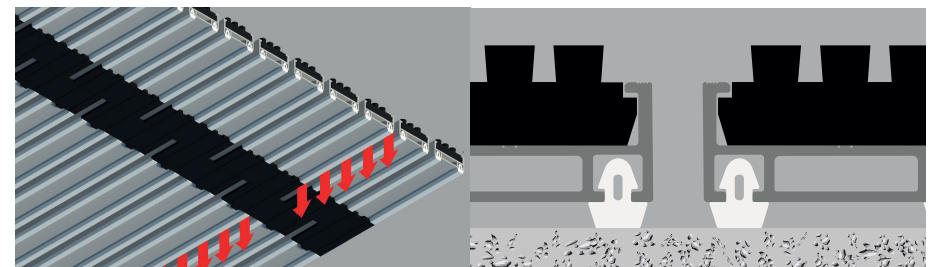
EXPERT is a long-lasting entrance mat that provides an exclusive look to building entrances. It is composed of aluminium profiles in which a cleaning element has been inserted

Its principle of action is as follows: dust particles, small stones, and moisture are detached from the footwear, and get deposited between the profiles of the mat. In this way they are trapped, so that the next visitor will not drag them inside. Every so often it will suffice to simply roll up the mat and remove the captured dirt accumulated in the matwell in which it is housed



EXPERT is supplied completely finished and does not require any type of installation or adjustment, it only has to be housed in its matwell (recessed), in this way

- dirt accumulated between profiles since last cleaning can be easily removed, matwell acts as a collector tank
- matwell keeps the mat still, otherwise it would be moved by footfall
- matwell ensures that mat surface is flush with the surrounding floor, this prevents people from tripping




The main feature that makes EXPERT superior lies in its innovative connection system between profiles which uses a polyamide hinge, this allows ALL THE DIRT gathered between the profiles to remain deposited at the bottom of the matwell, it will suffice to simply roll up the mat and remove the captured dirt accumulated in the matwell in which it is housed

In the development of EXPERT special emphasis has been placed on sound insulation. In order to achieve total acoustic insulation, a 2,5 mm-thick piece of rubber is inserted by mechanical means into both ends of the bottom of each profile, this prevents any metallic noise from sounding. Acoustic insulation systems that use adhesive foam are less effective than the system used in EXPERT

rexmat


Highlights (II)



We have all the necessary cutting machinery for the manufacture of mats of any size and shape, however complex they may be

For the manufacture of any mat with a non-rectangular shape there are two alternatives:

- from a blueprint made by a CAD / CAM programme
- by means of a template taken in situ, cutting a rigid material (for example, a piece of PVC flooring, or carpet) in the shape of the matwell



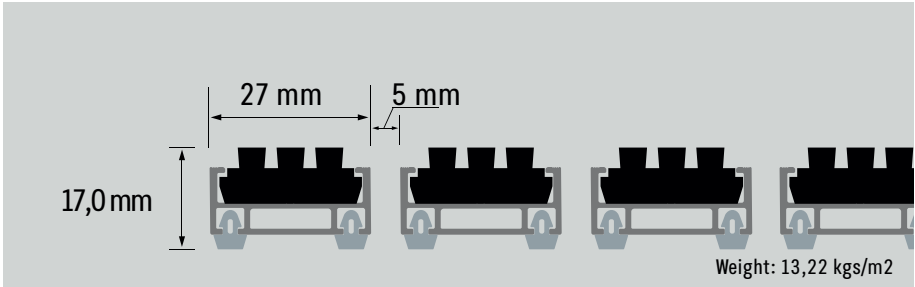
Aluminium L-shaped profile for construction of built-in matwell frame. It is optional, its placement is not essential

- It is reversible (unequal sides), in one position it is valid for REXMAT 17, and in the other it is valid for REXMAT 22
- Available in 3-metre strips. It is supplied in its original format, or in already mitred sections, completely finished, and with the necessary connecting pieces (corner joint or straight joint). In this way, at the installation point it will only be necessary to join the sections and to tighten the Allen screws that are built into the connecting pieces
- Designed to be grouted with mortar

Position of the model in the range

LEVEL OF TRANSIT	AREA	OUTDOORS	ROOFED OUTDOORS	INDOOR
EXTREME	Typical uses: • airports, train stations • shopping centres • hospitals	EXPERT 27 rubber	EXPERT 27 rubber EXPERT 27 carpet	EXPERT 27 carpet
		EXPERT 27 brushes	EXPERT 27 brushes	
		HERCULES 27 rubber	HERCULES 27 rubber HERCULES 27 carpet	HERCULES 22 carpet
		HERCULES 27 brushes	HERCULES 27 brushes	
INTENSE	Typical uses: • large companies • supermarkets • office buildings	REXMAT 22 rubber	REXMAT 22 rubber REXMAT 22 carpet	REXMAT 22 carpet
		REXMAT 22 brushes	REXMAT 22 brushes	
		EXPERT 22 rubber	EXPERT 22 rubber EXPERT 22 carpet	EXPERT 22 carpet
		EXPERT 22 brushes	EXPERT 22 brushes	
HIGH	Typical uses: • medium-sized companies • supermarkets	REXMAT 17 rubber	REXMAT 17 rubber REXMAT 17 carpet	REXMAT 17 carpet
		REXMAT 17 brushes	REXMAT 17 brushes	
		EXPERT 17 rubber	EXPERT 17 rubber EXPERT 17 carpet	EXPERT 17 carpet
		EXPERT 17 brushes	EXPERT 17 brushes	
MEDIUM	Typical uses: • small businesses • neighbourhood communities	REXMAT 13 rubber	REXMAT 13 rubber REXMAT 13 carpet	REXMAT 13 carpet
		REXMAT 13 brushes	REXMAT 13 brushes	
LIGHT	Typical uses: • personal dwellings • small shops	REXMAT 10 rubber	REXMAT 10 rubber REXMAT 10 carpet	REXMAT 10 carpet
		REXMAT 10 brushes	REXMAT 10 brushes	

Technical specifications



Aluminium profile



Composition: 6063 aluminium alloy with T.5 treatment
Weight: 219 grammes / linear meter

Plastic-hinge connection system between profiles



Composition: High strength polyamide

Acoustic isolation



Composition: PVC

Brush upper insert



Base composition: Polypropylene
Brushes composition: Polyamide 6
Weight: 150 grammes / linear meter