

## EXPERT 17 carpet

### Recommended for...

#### high LEVEL OF TRANSIT

- medium-sized companies
- supermarkets

#### TRAFFIC

- pedestrian
- wheel chairs

#### AREA

- outdoor roofed
- indoor

#### TYPE OF DIRT


- coarse ★★★
- fine ★★★★★
- moisture ★★★★★

Two versions of carpet inserts are available: standard and “heavy duty” whose thickness is 1.8 mm greater than the standard model, which therefore significantly increases its durability


### Standard carpet colour range




grey




anthracite



beige




tobacco




red


### “Heavy duty” carpet colour range



grey




black



brown




blue



red



yellow



green



white


rexmat

## Highlights ( I )



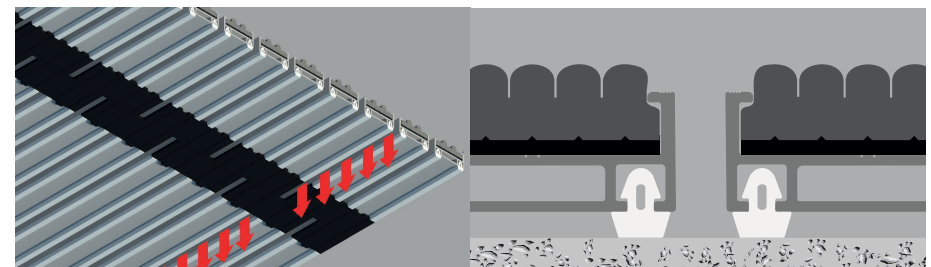
EXPERT is a long-lasting entrance mat that provides an exclusive look to building entrances. It is composed of aluminium profiles in which a cleaning element has been inserted

Its principle of action is as follows: dust particles, small stones, and moisture are detached from the footwear, and get deposited between the profiles of the mat. In this way they are trapped, so that the next visitor will not drag them inside. Every so often it will suffice to simply roll up the mat and remove the captured dirt accumulated in the matwell in which it is housed



EXPERT is supplied completely finished and does not require any type of installation or adjustment, it only has to be housed in its matwell ( recessed ), in this way

- dirt accumulated between profiles since last cleaning can be easily removed, matwell acts as a collector tank
- matwell keeps the mat still, otherwise it would be moved by footfall
- matwell ensures that mat surface is flush with the surrounding floor, this prevents people from tripping




The main feature that makes EXPERT superior lies in its innovative connection system between profiles which uses a polyamide hinge, this allows ALL THE DIRT gathered between the profiles to remain deposited at the bottom of the matwell, it will suffice to simply roll up the mat and remove the captured dirt accumulated in the matwell in which it is housed

In the development of EXPERT special emphasis has been placed on sound insulation. In order to achieve total acoustic insulation, a 2,5 mm-thick piece of rubber is inserted by mechanical means into both ends of the bottom of each profile, this prevents any metallic noise from sounding. Acoustic insulation systems that use adhesive foam are less effective than the system used in EXPERT

rexmat


# Highlights ( II )



We have all the necessary cutting machinery for the manufacture of mats of any size and shape, however complex they may be


For the manufacture of any mat with a non-rectangular shape there are two alternatives:

- from a blueprint made by a CAD / CAM programme
- by means of a template taken in situ, cutting a rigid material ( for example, a piece of PVC flooring, or carpet ) in the shape of the matwell



Aluminium L-shaped profile for construction of built-in matwell frame. It is optional, its placement is not essential

- It is reversible ( unequal sides ), in one position it is valid for REXMAT 17, and in the other it is valid for REXMAT 22
- Available in 3-metre strips. It is supplied in its original format, or in already mitred sections, completely finished, and with the necessary connecting pieces ( corner joint or straight joint ). In this way, at the installation point it will only be necessary to join the sections and to tighten the Allen screws that are built into the connecting pieces
- Designed to be grouted with mortar



With REXMAT, you can also reproduce your corporate logo to reflect the identity of your brand or company

There are certain limitations to the reproduction of corporate logos:

- due to the separation between profiles, it is not possible to reproduce very fine horizontal strokes, because they would hardly be distinguishable. Therefore, our technical department needs to examine the logo or design beforehand to see if it is possible to fully or partially reproduce it
- This option is only available for carpet insert models ranging from 17mm onwards
- The colours for both the logo and the background are the ones available in our carpet colour range. It is not possible to reproduce specific colours

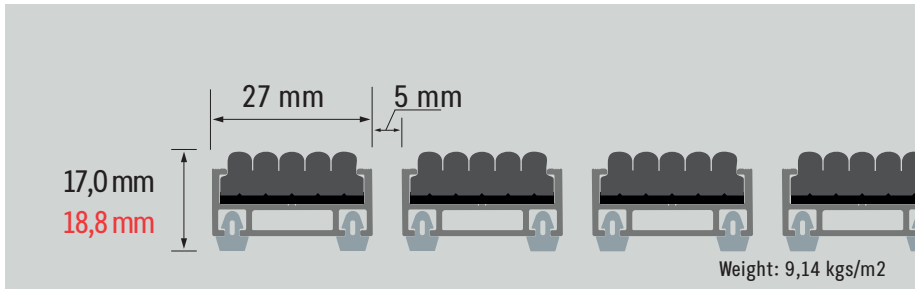


# Position of the model in the range

LEVEL OF TRANSIT	AREA	OUTDOORS	ROOFED OUTDOORS	INDOOR
EXTREME	Typical uses: • airports, train stations • shopping centres • hospitals	EXPERT 27 rubber	EXPERT 27 rubber EXPERT 27 carpet EXPERT 27 brushes	EXPERT 27 carpet
		EXPERT 27 brushes		
		HERCULES 27 rubber	HERCULES 27 rubber HERCULES 27 carpet	HERCULES 22 carpet
		HERCULES 27 brushes	HERCULES 27 brushes	
INTENSE	Typical uses: • large companies • supermarkets • office buildings	REXMAT 22 rubber	REXMAT 22 rubber REXMAT 22 carpet REXMAT 22 brushes	REXMAT 22 carpet
		REXMAT 22 brushes		
		EXPERT 22 rubber	EXPERT 22 rubber EXPERT 22 carpet	EXPERT 22 carpet
		EXPERT 22 brushes	EXPERT 22 brushes	
HIGH	Typical uses: • medium-sized companies • supermarkets	REXMAT 17 rubber	REXMAT 17 rubber REXMAT 17 carpet REXMAT 17 brushes	REXMAT 17 carpet
		REXMAT 17 brushes		
		EXPERT 17 rubber	EXPERT 17 rubber <b>EXPERT 17 carpet</b>	<b>EXPERT 17 carpet</b>
		EXPERT 17 brushes	EXPERT 17 brushes	
MEDIUM	Typical uses: • small businesses • neighbourhood communities	REXMAT 13 rubber	REXMAT 13 rubber REXMAT 13 carpet REXMAT 13 brushes	REXMAT 13 carpet
		REXMAT 13 brushes		
LIGHT	Typical uses: • personal dwellings • small shops	REXMAT 10 rubber	REXMAT 10 rubber REXMAT 10 carpet REXMAT 10 brushes	REXMAT 10 carpet
		REXMAT 10 brushes		



# Technical specifications



## Aluminium profile



Composition: 6063 aluminium alloy with T.5 treatment  
Weight: 219 grammes / linear meter

## Plastic-hinge connection system between profiles



Composition: High strength polyamide

## Acoustic isolation



Composition: PVC

## Carpet upper insert



Manufacturing process: "Needled pile floorcovering" ISO 2424  
Surface aspect: Looped  
Pile yarn composition: 100 % PP ( polypropylene )  
Backing: "Waffle" ISO 2424  
Pile weight: 1150 gr / m²  
1750 gr / m²  
Total weight: 2170 gr / m² ( +/- 7,5 % ) ISO 8543  
2780 gr / m² ( +/- 7,5 % ) ISO 8543  
Pile height: 3,6 mm ( < 7: +/- 0,5 % / >= 7: +/- 7,5 % )  
5,5 mm ( +/- 0,5 % )  
Total height: 9,2 mm ( < 7: +/- 0,5 % / >= 7: +/- 7,5 % ) ISO 1766  
11 mm ( +/- 0,5 % ) ISO 1766

( \* ) Version "heavy duty"

