

## EXPERT 27 brushes

### Recommended for...

#### extreme LEVEL OF TRANSIT

- airports and stations
- shopping centres
- hospitals

#### TRAFFIC

- pedestrian
- wheel chairs

#### AREA


- outdoor roofed
- outdoor

#### TYPE OF DIRT

- coarse ★★★★★
- fine ★★★
- moisture ★

Brush upper infill is only available in black

### Brushes colours




rexmat

## Highlights



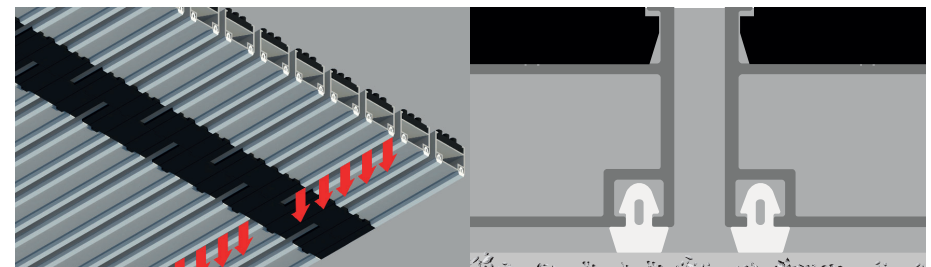
EXPERT is a long-lasting entrance mat that provides an exclusive look to building entrances. It is composed of aluminium profiles in which a cleaning element has been inserted

Its principle of action is as follows: dust particles, small stones, and moisture are detached from the footwear, and get deposited between the profiles of the mat. In this way they are trapped, so that the next visitor will not drag them inside. Every so often it will suffice to simply roll up the mat and remove the captured dirt accumulated in the matwell in which it is housed



EXPERT is supplied completely finished and does not require any type of installation or adjustment, it only has to be housed in its matwell (recessed), in this way

- dirt accumulated between profiles since last cleaning can be easily removed, matwell acts as a collector tank
- matwell keeps the mat still, otherwise it would be moved by footfall
- matwell ensures that mat surface is flush with the surrounding floor, this prevents people from tripping



The main feature that makes EXPERT superior lies in its innovative connection system between profiles which uses a polyamide hinge, this allows ALL THE DIRT gathered between the profiles to remain deposited at the bottom of the matwell, it will suffice to simply roll up the mat and remove the captured dirt accumulated in the matwell in which it is housed

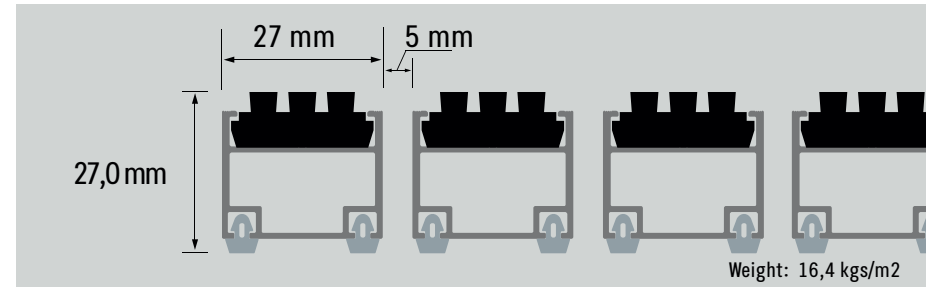
In the development of EXPERT special emphasis has been placed on sound insulation. In order to achieve total acoustic insulation, a 2,5 mm-thick piece of rubber is inserted by mechanical means into both ends of the bottom of each profile, this prevents any metallic noise from sounding. Acoustic insulation systems that use adhesive foam are less effective than the system used in EXPERT

rexmat

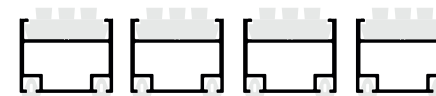
# Position of the model in the range

LEVEL OF TRANSIT	AREA	OUTDOORS	ROOFED OUTDOORS	INDOOR
EXTREME Typical uses: • airports, train stations • shopping centres • hospitals		EXPERT 27 rubber	EXPERT 27 rubber EXPERT 27 carpet	EXPERT 27 carpet
		<b>EXPERT 27 brushes</b>	<b>EXPERT 27 brushes</b>	
		HERCULES 27 rubber HERCULES 27 brushes	HERCULES 27 rubber HERCULES 27 carpet HERCULES 27 brushes	HERCULES 22 carpet
INTENSE Typical uses: • large companies • supermarkets • office buildings		REXMAT 22 rubber	REXMAT 22 rubber REXMAT 22 carpet	REXMAT 22 carpet
		REXMAT 22 brushes	REXMAT 22 brushes	
		EXPERT 22 rubber EXPERT 22 brushes	EXPERT 22 rubber EXPERT 22 carpet EXPERT 22 brushes	EXPERT 22 carpet
HIGH Typical uses: • medium-sized companies • supermarkets		REXMAT 17 rubber	REXMAT 17 rubber REXMAT 17 carpet	REXMAT 17 carpet
		REXMAT 17 brushes	REXMAT 17 brushes	
		EXPERT 17 rubber EXPERT 17 brushes	EXPERT 17 rubber EXPERT 17 carpet EXPERT 17 brushes	EXPERT 17 carpet
MEDIUM Typical uses: • small businesses • neighbourhood communities		REXMAT 13 rubber	REXMAT 13 rubber REXMAT 13 carpet	REXMAT 13 carpet
		REXMAT 13 brushes	REXMAT 13 brushes	
LIGHT Typical uses: • personal dwellings • small shops		REXMAT 10 rubber	REXMAT 10 rubber REXMAT 10 carpet	REXMAT 10 carpet
		REXMAT 10 brushes	REXMAT 10 brushes	

# Technical specifications



## Aluminium profile



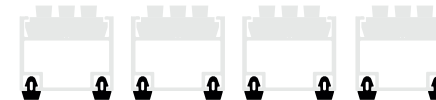
Composition: 6063 aluminium alloy with T.5 treatment  
Weight: 219 grammes / linear meter

## Plastic-hinge connection system between profiles



Composition: High strength polyamide

## Acoustic isolation



Composition: PVC

## Rubber upper insert



Base composition: Polypropylene  
Brushes composition: Polyamide 6  
Weight: 150 grammes / linear meter