

## HERCULES 27 brushes

Meets EN 16005 for revolving doors

Withstands wheeled traffic weighing up to 400 kgs/wheel (dynamic load) and 7000 kgs/100cm<sup>2</sup> (static load)

### Recommended for...

#### extreme LEVEL OF TRANSIT

- airports and stations
- shopping centres
- hospitals

#### TRAFFIC

- pedestrian
- wheel chairs

#### AREA


- outdoor roofed
- outdoor

#### TYPE OF DIRT

- coarse ★★★★★
- fine ★★★
- moisture ★

Brush upper infill is only available in black

### Brushes colours




rexmat

## Highlights ( I )



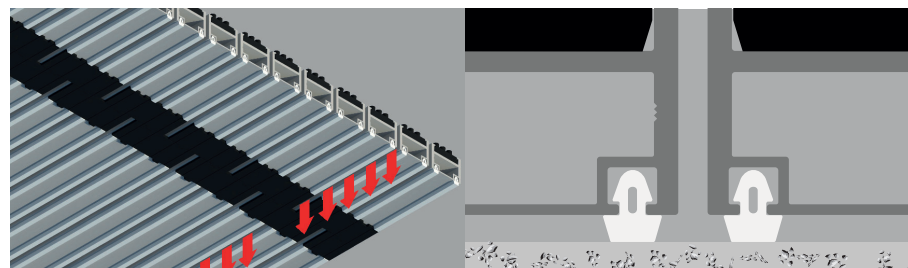
EXPERT is a long-lasting entrance mat that provides an exclusive look to building entrances. It is composed of aluminium profiles in which a cleaning element has been inserted

Its principle of action is as follows: dust particles, small stones, and moisture are detached from the footwear, and get deposited between the profiles of the mat. In this way they are trapped, so that the next visitor will not drag them inside. Every so often it will suffice to simply roll up the mat and remove the captured dirt accumulated in the matwell in which it is housed



EXPERT is supplied completely finished and does not require any type of installation or adjustment, it only has to be housed in its matwell (recessed), in this way

- dirt accumulated between profiles since last cleaning can be easily removed, matwell acts as a collector tank
- matwell keeps the mat still, otherwise it would be moved by footfall
- matwell ensures that mat surface is flush with the surrounding floor, this prevents people from tripping

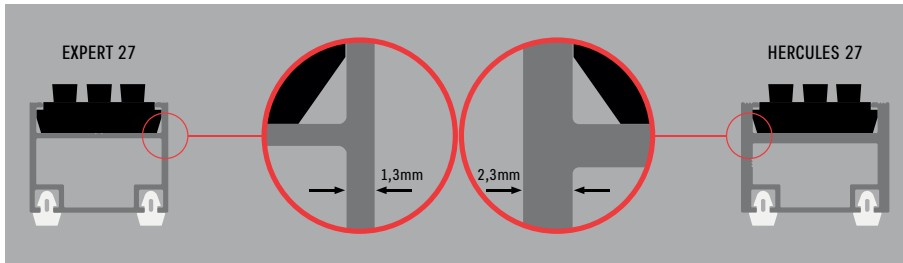


The main feature that makes EXPERT superior lies in its innovative connection system between profiles which uses a polyamide hinge, this allows ALL THE DIRT gathered between the profiles to remain deposited at the bottom of the matwell, it will suffice to simply roll up the mat and remove the captured dirt accumulated in the matwell in which it is housed

In the development of EXPERT special emphasis has been placed on sound insulation. In order to achieve total acoustic insulation, a 2,5 mm-thick piece of rubber is inserted by mechanical means into both ends of the bottom of each profile, this prevents any metallic noise from sounding. Acoustic insulation systems that use adhesive foam are less effective than the system used in EXPERT

rexmat

## Highlights ( II )




Since some entrances will be crossed whether by people or by some kind of wheeled traffic it will be necessary for the entrance mat to withstand all those loads without being deformed

On the basis of EXPERT we have developed HERCULES, which profile has been reinforced in order to be able to withstand wheeled traffic weighing up to 400 kgs / wheel ( dynamic load ) and 7000 kgs / 100cm<sup>2</sup> ( static load )



In accordance with EN 16005 for those entrance mats fitted under a revolving door gap between profiles shouldn't exceed 4 mm  
Gap between HERCULES profiles is 3 mm, which makes HERCULES the right choice for those cases in need to meet EN standards when it comes to automatic revolving doors



We have all the necessary cutting machinery for the manufacture of mats of any size and shape, however complex they may be

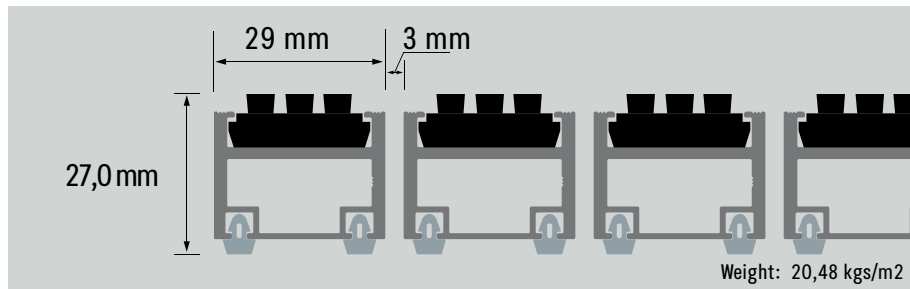
For the manufacture of any mat with a non-rectangular shape there are two alternatives:

1. from a blueprint made by a CAD / CAM programme
2. by means of a template taken in situ, cutting a rigid material ( for example, a piece of PVC flooring, or carpet ) in the shape of the matwell

## Position of the model in the range

LEVEL OF TRANSIT	AREA	OUTDOORS	ROOFED OUTDOORS	INDOOR
EXTREME Typical uses: • airports, train stations • shopping centres • hospitals		EXPERT 27 rubber	EXPERT 27 rubber EXPERT 27 carpet EXPERT 27 brushes	EXPERT 27 carpet
		EXPERT 27 brushes		
		HERCULES 27 rubber <b>HERCULES 27 brushes</b>	HERCULES 27 rubber HERCULES 27 carpet <b>HERCULES 27 brushes</b>	HERCULES 22 carpet
INTENSE Typical uses: • large companies • supermarkets • office buildings		REXMAT 22 rubber	REXMAT 22 rubber REXMAT 22 carpet REXMAT 22 brushes	REXMAT 22 carpet
		REXMAT 22 brushes		
		EXPERT 22 rubber	EXPERT 22 rubber EXPERT 22 carpet	EXPERT 22 carpet
		EXPERT 22 brushes	EXPERT 22 brushes	
HIGH Typical uses: • medium-sized companies • supermarkets		REXMAT 17 rubber	REXMAT 17 rubber REXMAT 17 carpet REXMAT 17 brushes	REXMAT 17 carpet
		REXMAT 17 brushes		
		EXPERT 17 rubber	EXPERT 17 rubber EXPERT 17 carpet	EXPERT 17 carpet
		EXPERT 17 brushes	EXPERT 17 brushes	
MEDIUM Typical uses: • small businesses • neighbourhood communities		REXMAT 13 rubber	REXMAT 13 rubber REXMAT 13 carpet REXMAT 13 brushes	REXMAT 13 carpet
		REXMAT 13 brushes		
LIGHT Typical uses: • personal dwellings • small shops		REXMAT 10 rubber	REXMAT 10 rubber REXMAT 10 carpet REXMAT 10 brushes	REXMAT 10 carpet
		REXMAT 10 brushes		

# Technical specifications



## Aluminium profile



Composition: 6063 aluminium alloy with T.5 treatment

Weight: 219 grammes / linear meter

## Plastic-hinge connection system between profiles



Composition: High strength polyamide

## Acoustic isolation



Composition: PVC

## Rubber upper insert



Base composition: Polypropylene

Brushes composition: Polyamide 6

Weight: 150 grammes / linear meter