

HERCULES 27 carpet

Meets EN 16005 for revolving doors

Withstands wheeled traffic weighing up to 400 kgs/wheel (dynamic load) and 7000 kgs/100cm² (static load)

Recommended for...

extreme LEVEL OF TRANSIT

- airports and stations
- shopping centres
- hospitals

TRAFFIC

- pedestrian
- wheel chairs

AREA


- outdoor roofed
- indoor

TYPE OF DIRT

- coarse ★★★
- fine ★★★★★
- moisture ★★★★★


Two versions of carpet inserts are available: standard and “heavy duty” whose thickness is 1.8 mm greater than the standard model, which therefore significantly increases its durability

Standard carpet colour range



grey anthracite beige tobacco red

“Heavy duty” carpet colour range



grey black brown blue red yellow green white


rexmat

Highlights (I)



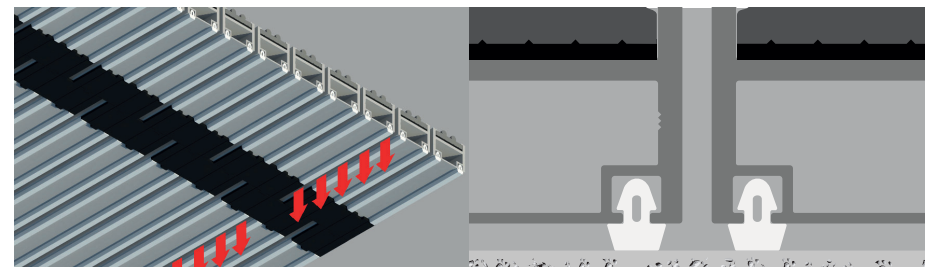
EXPERT is a long-lasting entrance mat that provides an exclusive look to building entrances. It is composed of aluminium profiles in which a cleaning element has been inserted

Its principle of action is as follows: dust particles, small stones, and moisture are detached from the footwear, and get deposited between the profiles of the mat. In this way they are trapped, so that the next visitor will not drag them inside. Every so often it will suffice to simply roll up the mat and remove the captured dirt accumulated in the matwell in which it is housed



EXPERT is supplied completely finished and does not require any type of installation or adjustment, it only has to be housed in its matwell (recessed), in this way

- dirt accumulated between profiles since last cleaning can be easily removed, matwell acts as a collector tank
- matwell keeps the mat still, otherwise it would be moved by footfall
- matwell ensures that mat surface is flush with the surrounding floor, this prevents people from tripping

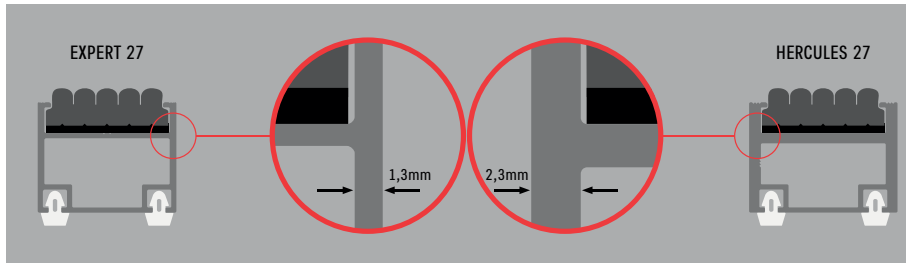


The main feature that makes EXPERT superior lies in its innovative connection system between profiles which uses a polyamide hinge, this allows ALL THE DIRT gathered between the profiles to remain deposited at the bottom of the matwell, it will suffice to simply roll up the mat and remove the captured dirt accumulated in the matwell in which it is housed

In the development of EXPERT special emphasis has been placed on sound insulation. In order to achieve total acoustic insulation, a 2,5 mm-thick piece of rubber is inserted by mechanical means into both ends of the bottom of each profile, this prevents any metallic noise from sounding. Acoustic insulation systems that use adhesive foam are less effective than the system used in EXPERT

rexmat

Highlights (II)




Since some entrances will be crossed whether by people or by some kind of wheeled traffic it will be necessary for the entrance mat to withstand all those loads without being deformed

On the basis of EXPERT we have developed HERCULES, which profile has been reinforced in order to be able to withstand wheeled traffic weighing up to 400 kgs / wheel (dynamic load) and 7000 kgs / 100cm² (static load)



In accordance with EN 16005 for those entrance mats fitted under a revolving door gap between profiles shouldn't exceed 4 mm Gap between HERCULES profiles is 3 mm, which makes HERCULES the right choice for those cases in need to meet EN standards when it comes to automatic revolving doors


Highlights (III)



We have all the necessary cutting machinery for the manufacture of mats of any size and shape, however complex they may be

For the manufacture of any mat with a non-rectangular shape there are two alternatives:

1. from a blueprint made by a CAD / CAM programme
2. by means of a template taken in situ, cutting a rigid material (for example, a piece of PVC flooring, or carpet) in the shape of the matwell



With REXMAT, you can also reproduce your corporate logo to reflect the identity of your brand or company

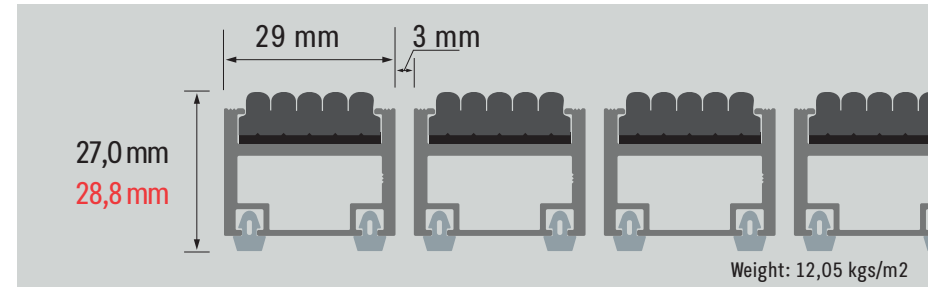
There are certain limitations to the reproduction of corporate logos:

- due to the separation between profiles, it is not possible to reproduce very fine horizontal strokes, because they would hardly be distinguishable. Therefore, our technical department needs to examine the logo or design beforehand to see if it is possible to fully or partially reproduce it
- This option is only available for carpet insert models ranging from 17mm onwards
- The colours for both the logo and the background are the ones available in our carpet colour range. It is not possible to reproduce specific colours

Position of the model in the range

LEVEL OF TRANSIT	AREA	OUTDOORS	ROOFED OUTDOORS	INDOOR
EXTREME Typical uses: • airports, train stations • shopping centres • hospitals		EXPERT 27 rubber	EXPERT 27 rubber	EXPERT 27 carpet
		EXPERT 27 brushes	EXPERT 27 carpet EXPERT 27 brushes	
		HERCULES 27 rubber	HERCULES 27 rubber	HERCULES 27 carpet
		HERCULES 27 brushes	HERCULES 27 carpet HERCULES 27 brushes	HERCULES 27 carpet
INTENSE Typical uses: • large companies • supermarkets • office buildings		REXMAT 22 rubber	REXMAT 22 rubber	REXMAT 22 carpet
		REXMAT 22 brushes	REXMAT 22 carpet REXMAT 22 brushes	
		EXPERT 22 rubber	EXPERT 22 rubber	EXPERT 22 carpet
		EXPERT 22 brushes	EXPERT 22 carpet EXPERT 22 brushes	EXPERT 22 carpet
HIGH Typical uses: • medium-sized companies • supermarkets		REXMAT 17 rubber	REXMAT 17 rubber	REXMAT 17 carpet
		REXMAT 17 brushes	REXMAT 17 carpet REXMAT 17 brushes	
		EXPERT 17 rubber	EXPERT 17 rubber	EXPERT 17 carpet
		EXPERT 17 brushes	EXPERT 17 carpet EXPERT 17 brushes	EXPERT 17 carpet
MEDIUM Typical uses: • small businesses • neighbourhood communities		REXMAT 13 rubber	REXMAT 13 rubber	REXMAT 13 carpet
		REXMAT 13 brushes	REXMAT 13 carpet REXMAT 13 brushes	
LIGHT Typical uses: • personal dwellings • small shops		REXMAT 10 rubber	REXMAT 10 rubber	REXMAT 10 carpet
		REXMAT 10 brushes	REXMAT 10 carpet REXMAT 10 brushes	

Technical specifications

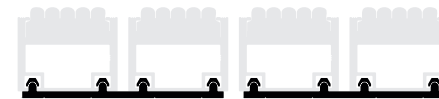


Aluminium profile



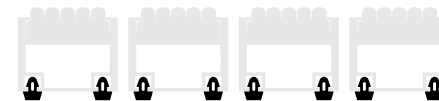
Composition: 6063 aluminium alloy with T5 treatment
Weight: 319 grammes / linear meter

Plastic-hinge connection system between profiles



Composition: High strength polyamide

Acoustic isolation

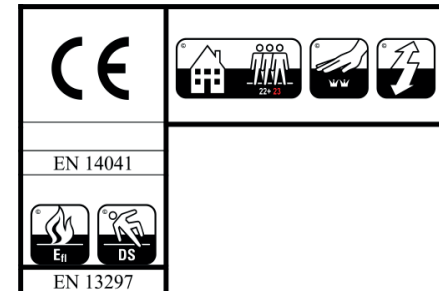


Composition: PVC

Carpet upper insert



Manufacturing process: "Needled pile floorcovering" ISO 2424
Surface aspect: Looped
Pile yarn composition: 100 % PP (polypropylene)
Backing: "Waffle" ISO 2424
Pile weight: 1150 gr / m²
1750 gr / m²
Total weight: 2170 gr / m² (+/- 7,5 %) ISO 8543
2780 gr / m² (+/- 7,5 %)
Pile height: 3,6 mm (< 7: +/- 0,5 % / >= 7: +/- 7,5 %) ISO 8543
5,5 mm (+/- 0,5 %)
Total height: 9,2 mm (< 7: +/- 0,5 % / >= 7: +/- 7,5 %) ISO 1766
11 mm (+/- 0,5 %) ISO 1766



(*) Versión "heavy duty"